

Printed-circuit board connector - MVSTBW 2,5/ 6-ST-5,08 - 1792799

Please be informed that the data shown in this PDF Document is generated from our Online Catalog. Please find the complete data in the user's documentation. Our General Terms of Use for Downloads are valid (<http://phoenixcontact.com/download>)

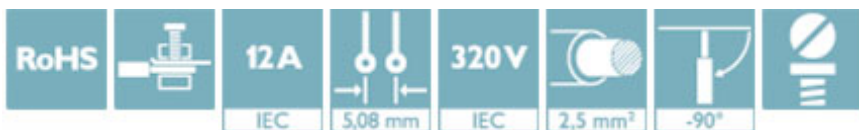


Plug component, Nominal current: 12 A, Rated voltage (III/2): 320 V, Number of positions: 6, Pitch: 5.08 mm, Connection method: Screw connection with tension sleeve, Color: green, Contact surface: Tin


The figure shows a 10-position version of the product

Why buy this product

- Well-known connection principle allows worldwide use
- 90° difference in plug-in direction for the conductor connection, reduces the risk of the connector being pulled out with the conductor and narrower conductor routing to the application
- Allows connection of two conductors



Key Commercial Data

Packing unit	50 STK
GTIN	 4 017918 045227
GTIN	4017918045227
Weight per Piece (excluding packing)	12.540 g
Custom tariff number	85366990
Country of origin	Germany

Technical data

Dimensions

Width	30.48 mm
Pitch	5.08 mm
Dimension a	25.40 mm

General

Range of articles	MVSTBW 2,5/...-ST
Type of contact	Female connector
Number of positions	6
Connection method	Screw connection with tension sleeve

Printed-circuit board connector - MVSTBW 2,5/ 6-ST-5,08 - 1792799

Technical data

General

Insulating material group	I
Rated surge voltage (III/3)	4 kV
Rated surge voltage (III/2)	4 kV
Rated surge voltage (II/2)	4 kV
Rated voltage (III/3)	250 V 250 V
Rated voltage (III/2)	320 V
Rated voltage (II/2)	630 V
Connection in acc. with standard	EN-VDE
Nominal current I _N	12 A
Nominal cross section	2.5 mm ²
Maximum load current	12 A
Insulating material	PA
Flammability rating according to UL 94	V0
Internal cylindrical gage	A3
Stripping length	7 mm
Screw thread	M3
Tightening torque, min	0.5 Nm
Tightening torque max	0.6 Nm

Connection data

Conductor cross section solid min.	0.2 mm ²
Conductor cross section solid max.	2.5 mm ²
Conductor cross section flexible min.	0.2 mm ²
Conductor cross section flexible max.	2.5 mm ²
Conductor cross section flexible, with ferrule without plastic sleeve min.	0.25 mm ²
Conductor cross section flexible, with ferrule without plastic sleeve max.	2.5 mm ²
Conductor cross section flexible, with ferrule with plastic sleeve min.	0.25 mm ²
Conductor cross section flexible, with ferrule with plastic sleeve max.	2.5 mm ²
Conductor cross section AWG min.	24
Conductor cross section AWG max.	12
2 conductors with same cross section, solid min.	0.2 mm ²
2 conductors with same cross section, solid max.	1 mm ²
2 conductors with same cross section, stranded min.	0.2 mm ²
2 conductors with same cross section, stranded max.	1.5 mm ²
2 conductors with same cross section, stranded, ferrules without plastic sleeve, min.	0.25 mm ²
2 conductors with same cross section, stranded, ferrules without plastic sleeve, max.	1 mm ²
2 conductors with same cross section, stranded, TWIN ferrules with plastic sleeve, min.	0.5 mm ²
2 conductors with same cross section, stranded, TWIN ferrules with plastic sleeve, max.	1.5 mm ²

Printed-circuit board connector - MVSTBW 2,5/ 6-ST-5,08 - 1792799

Technical data

Connection data

Minimum AWG according to UL/CUL	30
Maximum AWG according to UL/CUL	12

Standards and Regulations

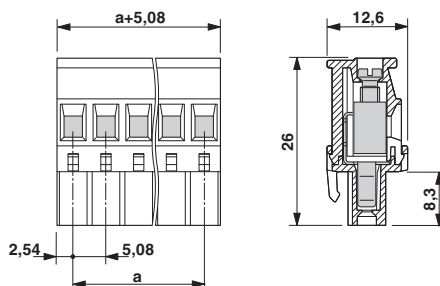
Connection in acc. with standard	EN-VDE
	CSA
Flammability rating according to UL 94	V0

Environmental Product Compliance

China RoHS	Environmentally Friendly Use Period = 50
	For details about hazardous substances go to tab "Downloads", Category "Manufacturer's declaration"

Drawings

Dimensional drawing



Approvals

Approvals

Approvals

UL Recognized / VDE Gutachten mit Fertigungsüberwachung / cUL Recognized / IECCE CB Scheme / CSA / EAC / cULus Recognized

Ex Approvals

Approval details

UL Recognized		http://database.ul.com/cgi-bin/XYV/template/LISEXT/1FRAME/index.htm	FILE E 60425
	B	D	
mm ² /AWG/kcmil	30-12	30-12	
Nominal current I _N	15 A	10 A	

Printed-circuit board connector - MVSTBW 2,5/ 6-ST-5,08 - 1792799

Approvals

	B	D
Nominal voltage UN	300 V	300 V

VDE Gutachten mit Fertigungsüberwachung		http://www.vde.com/en/Institute/OnlineService/ VDE-approved-products/Pages/Online-Search.aspx	40004701
mm ² /AWG/kcmil	0.2-2.5		
Nominal current IN	12 A		
Nominal voltage UN	250 V		

cUL Recognized		http://database.ul.com/cgi-bin/XYV/template/LISEXT/1FRAME/index.htm	FILE E 60425
	B	D	
mm ² /AWG/kcmil	30-12	30-12	
Nominal current IN	15 A	10 A	
Nominal voltage UN	300 V	300 V	

IECEE CB Scheme		http://www.iecee.org/	DE1-56062-B1B2
mm ² /AWG/kcmil	0.2-2.5		
Nominal current IN	12 A		
Nominal voltage UN	250 V		

CSA		http://www.csagroup.org/services/testing- and-certification/certified-product-listing/	13631
	B	D	
mm ² /AWG/kcmil	28-12	28-12	
Nominal current IN	10 A	10 A	
Nominal voltage UN	300 V	300 V	

EAC		B.01742
-----	--	---------

cULus Recognized		http://database.ul.com/cgi-bin/XYV/template/LISEXT/1FRAME/index.htm
------------------	--	---

