



HOLDER FOR 3 MODULES, METAL, 1NO, SCREW  
TERMINAL

Figure similar

product brand name		SIRIUS ACT
Product designation		Commanding and signaling devices
Design of the product		Holder
<b>Manufacturer article number</b>		
<ul style="list-style-type: none"> <li>• of supplied contact module</li> </ul>		<a href="#">3SU1400-1AA10-1BA0</a>
<ul style="list-style-type: none"> <li>• of the supplied holder</li> </ul>		<a href="#">3SU1550-0AA10-0AA0</a>

**Actuator:**

<b>Design of the operating mechanism</b>		3-way with module
<b>Number of contact modules</b>		1

**Holder:**

<b>Material of the holder</b>		Metal
-------------------------------	--	-------

**Display:**

<b>Number of LED modules</b>		0
------------------------------	--	---

**General technical data:**

<b>Product function</b>		
<ul style="list-style-type: none"> <li>• positive opening</li> </ul>		No
<b>Product component</b>		
<ul style="list-style-type: none"> <li>• diode</li> </ul>		No
<ul style="list-style-type: none"> <li>• lamp transformer</li> </ul>		No
<ul style="list-style-type: none"> <li>• Light source</li> </ul>		No
<ul style="list-style-type: none"> <li>• series resistor</li> </ul>		No
<b>Insulation voltage</b>		
<ul style="list-style-type: none"> <li>• Rated value</li> </ul>	V	500
<b>Degree of pollution</b>		3

<b>Vibration resistance</b> • acc. to IEC 60068-2-6		10 ... 500 Hz: 5g
<b>Surge voltage resistance Rated value</b>	kV	6
<b>Operating frequency maximum</b>	1/h	3 600
<b>Mechanical service life (switching cycles)</b> • typical		10
<b>Thermal current</b>	A	10
<b>Protection class IP</b> • of the terminal		IP20
<b>Equipment marking</b> • acc. to DIN EN 61346-2 • acc. to DIN EN 81346-2		U U
<b>Design of the fuse link for short-circuit protection of the auxiliary switch with type of assignment 1 required</b>		gG / Dz 10 A, quick-acting / Dz 10 A
<b>Continuous current of the C characteristic MCB</b>	A	10
<b>Operating voltage</b> • with AC — at 50 Hz Rated value — at 60 Hz Rated value • for DC Rated value — maximum — minimum	V V V V	5 ... 500 5 ... 500 500 5

#### Power Electronics:

<b>Contact reliability</b>		One maloperation per 100 million (17 V, 5 mA), one maloperation per 10 million (5 V, 1 mA)
----------------------------	--	--

#### Auxiliary circuit:

<b>Number of NC contacts</b> • for auxiliary contacts		0
<b>Number of NO contacts</b> • for auxiliary contacts		1
<b>Number of CO contacts</b> • for auxiliary contacts		0
<b>Design of the contact of the auxiliary contacts</b>		Silver alloy
<b>Operating current at AC-15</b> • at 230 V Rated value	A	6

#### Connections/ Terminals:

<b>Type of electrical connection</b> • of modules and accessories		Screw-type terminal
<b>Type of connectable conductor cross-section</b> • solid with core end processing • solid without core end processing		2x (0.5 ... 0.75 mm <sup>2</sup> ) 2x (1.0 ... 1.5 mm <sup>2</sup> )

<ul style="list-style-type: none"> <li>finely stranded with core end processing</li> <li>finely stranded without core end processing</li> <li>for AWG conductors</li> </ul>		2x (0.5 ... 1.5 mm <sup>2</sup> ) 2x (1,0 ... 1,5 mm <sup>2</sup> ) 2x (18 ... 14)
<b>Tightening torque</b>		
<ul style="list-style-type: none"> <li>with screw-type terminals</li> <li>for grounding</li> </ul>	N·m	0.8 ... 0.9
	N·m	0.8 ... 1

#### Ambient conditions:

<b>Ambient temperature</b>		
<ul style="list-style-type: none"> <li>during operation</li> <li>during storage</li> </ul>	°C	-25 ... +70
	°C	-40 ... +80

#### Installation/ mounting/ dimensions:

<b>Mounting type</b>		
<ul style="list-style-type: none"> <li>of modules and accessories</li> </ul>		Front plate mounting
<b>Height</b>	mm	40
<b>Width</b>	mm	30
<b>Shape of the installation opening</b>		round

#### Certificates/ approvals:

#### Further information

**Information- and Downloadcenter (Catalogs, Brochures,...)**

<http://www.siemens.com/industrial-controls/catalogs>

**Industry Mall (Online ordering system)**

<http://www.siemens.com/industrymall>

**Cax online generator**

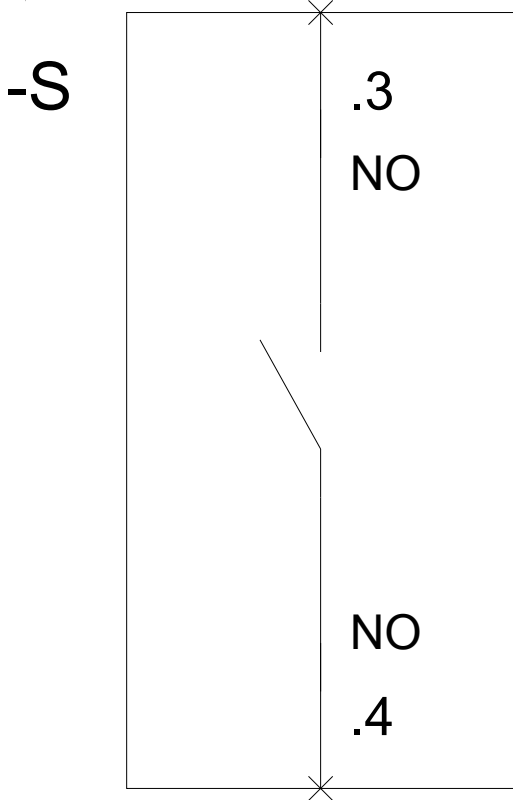
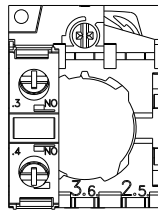
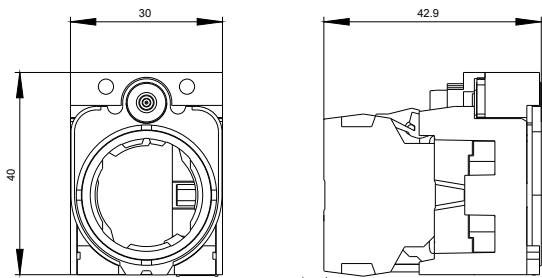
<http://support.automation.siemens.com/WW/CAXorder/default.aspx?lang=en&mfb=3SU15501AA101BA0>

**Service&Support (Manuals, Certificates, Characteristics, FAQs,...)**

<http://support.automation.siemens.com/WW/view/en/3SU15501AA101BA0/all>

**Image database (product images, 2D dimension drawings, 3D models, device circuit diagrams, EPLAN macros, ...)**

[http://www.automation.siemens.com/bilddb/cax\\_de.aspx?mfb=3SU15501AA101BA0&lang=en](http://www.automation.siemens.com/bilddb/cax_de.aspx?mfb=3SU15501AA101BA0&lang=en)



last modified:

09.03.2015