

Sensor/Actuator cable - SAC-12P-MS/ 1,0-35T/MS SH SCO - 1446728

Please be informed that the data shown in this PDF Document is generated from our Online Catalog. Please find the complete data in the user's documentation. Our General Terms of Use for Downloads are valid (<http://download.phoenixcontact.com>)

Sensor/Actuator cable, 12-position, PUR/PVC, Black RAL 9005, shielded, Plug straight M12 SPEEDCON, A-coded, on Socket straight M12 SPEEDCON, A-coded, Cable length: 1 m



Key commercial data

Packing unit	1
GTIN	 4 046356 640282
Custom tariff number	85444290

Technical data

Dimensions

Length of cable	1 m
Stripping length of the free conductor end	35 mm

Ambient conditions

Degree of protection	IP65
	IP67

General

Rated current at 40°C	1.5 A
Rated voltage	30 V
Number of positions	12
Contact resistance	≤ 5 mΩ
Insulation resistance	≥ 100 MΩ
Coding	A - standard
Status display	No
Surge voltage category	II
Pollution degree	3

Material

Inflammability class according to UL 94	V0
Contact material	CuZn
Contact surface material	Ni/Au
Contact carrier material	PA 66
Material of grip body	TPU, hardly inflammable, self-extinguishing
Material, knurls	Zinc die-cast, nickel-plated

Sensor/Actuator cable - SAC-12P-MS/ 1,0-35T/MS SH SCO - 1446728

Technical data

Material

Sealing material	NBR
------------------	-----

Classifications

eCl@ss

eCl@ss 4.0	27060306
eCl@ss 4.1	27060306
eCl@ss 5.0	27060300
eCl@ss 5.1	27061804
eCl@ss 6.0	27061801
eCl@ss 7.0	27061801
eCl@ss 8.0	27061801

ETIM

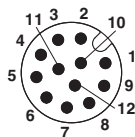
ETIM 4.0	EC001855
ETIM 5.0	EC001855

UNSPSC

UNSPSC 6.01	31251501
UNSPSC 7.0901	31251501
UNSPSC 11	31251501
UNSPSC 12.01	31251501
UNSPSC 13.2	31251501

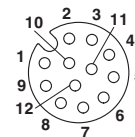
Drawings

Schematic diagram



Pin assignment M12 male connector, 12-pos., male side view

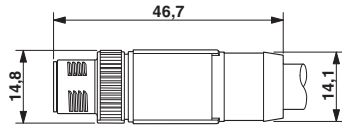
Schematic diagram



Pin assignment M12, 12-pos., female side view

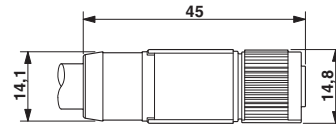
Sensor/Actuator cable - SAC-12P-MS/ 1,0-35T/MS SH SCO - 1446728

Dimensioned drawing




M12 SPEEDCON plug, straight, shielded

Dimensioned drawing



Socket M12-SPEEDCON, straight, shielded

Circuit diagram



Contact assignment of the M12 plug