

BOARD STACKER DW, EW, ZW & HW SERIES



Mates with:
SSW, SSQ, ESW, ESQ,
CES, SLW, BSW, BCS,
SSM, IDSS, IDSD, HLE

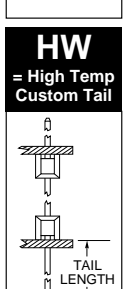
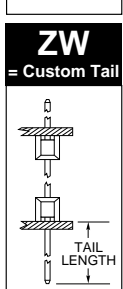
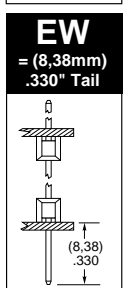
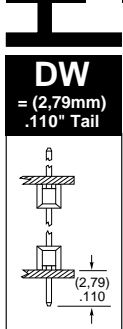
Specifications:
DW, EW, ZW

Insulator Material: Black Glass Filled Polyester
Terminal Material: Phosphor Bronze
Operating Temp Range: -65°C to +125°C with Gold
-65°C to +105°C with Tin
Plating: Au or Sn over 50µ" (1,27µm) Ni

Specifications:
HW

Same as ZW except:
Insulator Material: Natural Liquid Crystal Polymer
Max Processing Temp: 230°C for 60 seconds

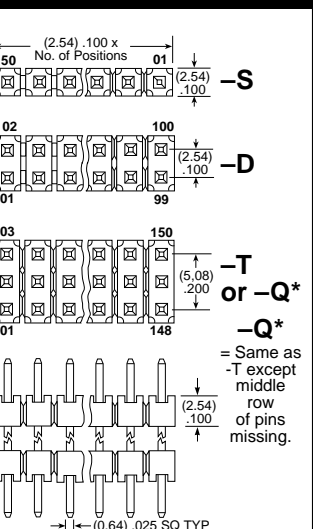
- TYPE STRIP**
- NO. PINS PER ROW**
- LEAD STYLE**
- PLATING OPTION**
- ROW OPTION**
- STACKER HEIGHT**
- OTHER OPTIONS**



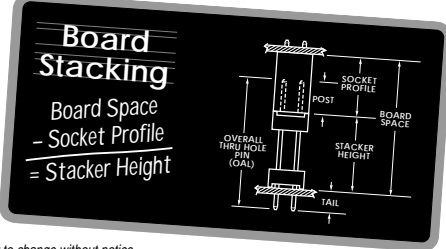
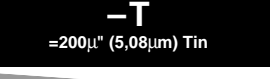
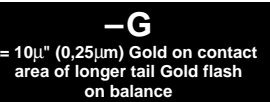
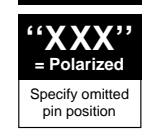
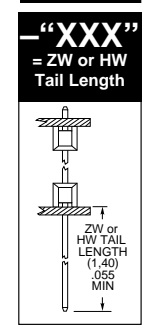
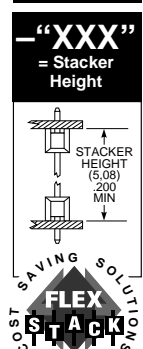
Specify LEAD STYLE from chart

LEAD STYLE	OAL
-07	(10,92) .430
-08	(13,46) .530
-09	(18,54) .730
-10	(21,08) .830
-11	(23,62) .930
-12	(26,16) 1.030
-13	(31,24) 1.230
-14	(36,32) 1.430
-15	(16,00) .630
-16	(11,30) .445
-17	(12,19) .480
-19	(33,78) 1.330
-20	(28,70) 1.130

01 thru 50



- S** = Single Row
- D** = Double Row
- T** = Triple Row
- Q** = Double Row .200" (5,08mm) row space



Due to technical progress, all designs, specifications and components are subject to change without notice.