

Printed-circuit board connector - FRONT-MSTB 2,5/ 6-ST - 1779453

Please be informed that the data shown in this PDF Document is generated from our Online Catalog. Please find the complete data in the user's documentation. Our General Terms of Use for Downloads are valid (<http://phoenixcontact.com/download>)

Plug component, Nominal current: 12 A, Rated voltage (III/2): 320 V, Number of positions: 6, Pitch: 5 mm, Connection method: Screw connection, Color: green, Contact surface: Tin




The figure shows a 10-position version of the product

Why buy this product

- With front screw connection
- Plug-in direction parallel to the conductor axis
- For larger numbers of positions up to 24-pos., visit: phoenixcontact.net/products



Key commercial data

Packing unit	50 pc
GTIN	 4 017918 040147
Weight per Piece (excluding packing)	17.93 g
Custom tariff number	85366990
Country of origin	Germany

Technical data

Dimensions

Pitch	5 mm
Dimension a	25 mm

General

Range of articles	FRONT-MSTB 2,5/...-ST
Insulating material group	I
Rated surge voltage (III/3)	4 kV
Rated surge voltage (III/2)	4 kV
Rated surge voltage (II/2)	4 kV
Rated voltage (III/3)	250 V
Rated voltage (III/2)	320 V
Rated voltage (II/2)	630 V

Printed-circuit board connector - FRONT-MSTB 2,5/ 6-ST - 1779453

Technical data

General

Connection in acc. with standard	EN-VDE
Nominal current I_N	12 A
Nominal cross section	2.5 mm ²
Maximum load current	12 A
Insulating material	PA
Inflammability class according to UL 94	V0
Internal cylindrical gage	A3
Stripping length	10 mm
Number of positions	6
Screw thread	M2,5
Tightening torque, min	0.5 Nm
Tightening torque max	0.6 Nm

Connection data

Conductor cross section solid min.	0.2 mm ²
Conductor cross section solid max.	2.5 mm ²
Conductor cross section stranded min.	0.2 mm ²
Conductor cross section stranded max.	2.5 mm ²
Conductor cross section stranded, with ferrule without plastic sleeve min.	0.25 mm ²
Conductor cross section stranded, with ferrule without plastic sleeve max.	2.5 mm ²
Conductor cross section stranded, with ferrule with plastic sleeve min.	0.25 mm ²
Conductor cross section stranded, with ferrule with plastic sleeve max.	2.5 mm ²
Conductor cross section AWG/kcmil min.	24
Conductor cross section AWG/kcmil max	12
2 conductors with same cross section, solid min.	0.2 mm ²
2 conductors with same cross section, solid max.	1.5 mm ²
2 conductors with same cross section, stranded min.	0.2 mm ²
2 conductors with same cross section, stranded max.	1.5 mm ²
2 conductors with same cross section, stranded, ferrules without plastic sleeve, min.	0.25 mm ²
2 conductors with same cross section, stranded, ferrules without plastic sleeve, max.	1 mm ²
2 conductors with same cross section, stranded, TWIN ferrules with plastic sleeve, min.	0.5 mm ²
2 conductors with same cross section, stranded, TWIN ferrules with plastic sleeve, max.	1 mm ²
Minimum AWG according to UL/CUL	30
Maximum AWG according to UL/CUL	12

Printed-circuit board connector - FRONT-MSTB 2,5/ 6-ST - 1779453

Classifications

eCl@ss

eCl@ss 4.0	272607xx
eCl@ss 4.1	27260701
eCl@ss 5.0	27260701
eCl@ss 5.1	27260701
eCl@ss 6.0	27260704
eCl@ss 7.0	27440402
eCl@ss 8.0	27440309

ETIM

ETIM 3.0	EC001121
ETIM 4.0	EC002638
ETIM 5.0	EC002638

UNSPSC

UNSPSC 6.01	30211810
UNSPSC 7.0901	39121409
UNSPSC 11	39121409
UNSPSC 12.01	39121409
UNSPSC 13.2	39121409

Approvals

Approvals


Approvals

CSA / UL Recognized / VDE Gutachten mit Fertigungsüberwachung / cUL Recognized / IECCE CB Scheme / CCA / EAC / cULus Recognized

Ex Approvals

Approvals submitted

Approval details

CSA 		
	B	D
mm ² /AWG/kcmil	22-12	22-12
Nominal current I _N	15 A	10 A

Printed-circuit board connector - FRONT-MSTB 2,5/ 6-ST - 1779453

Approvals

	B	D
Nominal voltage UN	300 V	300 V

UL Recognized

	B	D
mm ² /AWG/kcmil	30-12	30-12
Nominal current I _N	15 A	10 A
Nominal voltage UN	300 V	300 V

VDE Gutachten mit Fertigungsüberwachung

mm ² /AWG/kcmil	0.34-2.5
Nominal current I _N	12 A
Nominal voltage UN	250 V

cUL Recognized

	B	D
mm ² /AWG/kcmil	30-12	30-12
Nominal current I _N	15 A	10 A
Nominal voltage UN	300 V	300 V

IECEE CB Scheme

mm ² /AWG/kcmil	0.34-2.5
Nominal current I _N	12 A
Nominal voltage UN	250 V


CCA

mm ² /AWG/kcmil	0.34-2.5
Nominal current I _N	12 A
Nominal voltage UN	250 V

EAC

Printed-circuit board connector - FRONT-MSTB 2,5/ 6-ST - 1779453

Approvals

cULus Recognized  US

Accessories

Accessories

Coding element

Coding profile - CP-MSTB - 1734634

Coding profile, is inserted into the slot on the plug or inverted header, red insulating material



Insertion bridge

Insertion bridge - EBL 2- 5 - 2303145

Insertion bridge, Number of positions: 2, Color: gray



Insertion bridge - EBL 3- 5 - 2303158

Insertion bridge, Number of positions: 3, Color: gray



Insertion bridge - EBL 5- 5 - 2303174

Insertion bridge, Number of positions: 5, Color: gray



Printed-circuit board connector - FRONT-MSTB 2,5/ 6-ST - 1779453

Accessories

Insertion bridge - EBL 4- 5 - 2303161



Insertion bridge, Number of positions: 4, Color: gray

Insertion bridge - EBL 6- 5 - 2303190



Insertion bridge, Number of positions: 6, Color: gray

Labeled terminal marker

Marker card - SK 5/3,8:FORTL.ZAHLEN - 0804183



Marker card, Card, white, labeled, Horizontal: Consecutive numbers 1 - 10, 11 - 20, etc. up to 91 - (99)100, Mounting type: Adhesive, for terminal block width: 5 mm, Lettering field: 5 x 3.8 mm

Marker pen

Marker pen - B-STIFT - 1051993



Marker pen, for manual labeling of unprinted Zack strips, smear-proof and waterproof, line thickness 0.5 mm

Screwdriver tools

Screwdriver - SZS 0,6X3,5 - 1205053



Actuation tool, for ST terminal blocks, insulated, also suitable for use as a bladed screwdriver, size: 0.6 x 3.5 x 100 mm, 2-component grip, with non-slip grip

Terminal marking

Printed-circuit board connector - FRONT-MSTB 2,5/ 6-ST - 1779453

Accessories

Marker card - SK 5/3,8:UNBEDRUCKT - 0805409



Marker card, Card, white, unlabeled, can be labeled with: Marker pen, Mounting type: Adhesive, for terminal block width: 5 mm, Lettering field: 5 x 3.8 mm

Accessories - FRONT-MSTB-EW - 1763058



Removal aid, for FRONT-MSTB, facilitates extraction of several plugs mounted behind each other

Additional products

Base strip - DFK-MSTB 2,5/ 6-G - 0707141



Plug component, Nominal current: 12 A, Rated voltage (III/2): 320 V, Number of positions: 6, Pitch: 5 mm, Connection method: Solder/Slip-on connection, Color: green, Contact surface: Tin, Mounting: Direct mounting, Accessory order no. 5030172 can only be used in conjunction with MSTB 2,5/...ST and MSTBT 2,5/...ST.

Base strip - MSTBW 2,5/ 6-G - 1736072



Header, Nominal current: 12 A, Rated voltage (III/2): 320 V, Number of positions: 6, Pitch: 5 mm, Color: green, Contact surface: Tin, Mounting: Soldering

Base strip - MSTBVA 2,5/ 6-G - 1755558



Header, Nominal current: 12 A, Rated voltage (III/2): 320 V, Number of positions: 6, Pitch: 5 mm, Color: green, Contact surface: Tin, Mounting: Soldering

Printed-circuit board connector - FRONT-MSTB 2,5/ 6-ST - 1779453

Accessories

Base strip - MSTBV 2,5/ 6-G - 1753518



Header, Nominal current: 12 A, Rated voltage (III/2): 320 V, Number of positions: 6, Pitch: 5 mm, Color: green, Contact surface: Tin, Mounting: Soldering

Base strip - MSTB 2,5/ 6-G - 1754517



Header, Nominal current: 12 A, Rated voltage (III/2): 320 V, Number of positions: 6, Pitch: 5 mm, Color: green, Contact surface: Tin, Mounting: Soldering

Base strip - MDSTBVA 2,5/ 6-G - 1845824



Header, Nominal current: 10 A, Rated voltage (III/2): 320 V, Number of positions: 6, Pitch: 5 mm, Color: green, Contact surface: Tin, Mounting: Soldering, The article can be aligned to create different nos. of positions! In combination with MVSTB or FKCV plug components, both an MVSTBW (or FKCVW) and an MVSTBR plug (or FKCVR) must be used. Combination with TMSTBP plug components is not possible!

Base strip - MDSTBA 2,5/ 6-G - 1846551



Header, Nominal current: 10 A, Rated voltage (III/2): 320 V, Number of positions: 6, Pitch: 5 mm, Color: green, Contact surface: Tin, Mounting: Soldering, The article can be aligned to create different nos. of positions! In combination with MVSTB or FKCV plug components, both an MVSTBW (or FKCVW) and an MVSTBR plug (or FKCVR) must be used. Combination with TMSTBP plug components is not possible!

Base strip - EMSTBA 2,5/ 6-G - 1899883



Header, Nominal current: 12 A, Rated voltage (III/2): 320 V, Number of positions: 6, Pitch: 5 mm, Color: green, Contact surface: Tin, Mounting: Press-in

Printed-circuit board connector - FRONT-MSTB 2,5/ 6-ST - 1779453

Accessories

Base strip - EMSTBVA 2,5/ 6-G - 1914894



Header, Nominal current: 12 A, Rated voltage (III/2): 320 V, Number of positions: 6, Pitch: 5 mm, Color: green, Contact surface: Tin, Mounting: Press-in

Base strip - MSTBA 2,5/ 6-G-LA - 1770520



Header, Nominal current: 12 A, Rated voltage (III/2): 320 V, Number of positions: 6, Pitch: 5 mm, Color: green, Contact surface: Tin, Mounting: Soldering

Base strip - MSTBA 2,5/ 6-G - 1757514



Header, Nominal current: 12 A, Rated voltage (III/2): 320 V, Number of positions: 6, Pitch: 5 mm, Color: green, Contact surface: Tin, Mounting: Soldering

Base strip - MSTB 2,5/ 6-G-LA - 1768228



Header, Nominal current: 12 A, Rated voltage (III/2): 320 V, Number of positions: 6, Pitch: 5 mm, Color: green, Contact surface: Tin, Mounting: Soldering

Base strip - MDSTBV 2,5/ 6-G1 - 1762884



Header, Nominal current: 10 A, Rated voltage (III/2): 320 V, Number of positions: 6, Pitch: 5 mm, Color: green, Contact surface: Tin, Mounting: Soldering. In combination with MVSTB or FKCV plug components, both an MVSTBW (or FKCVW) and an MVSTBR plug (or FKCVR) must be used. Combination with TMSTBP plug components is not possible!

Printed-circuit board connector - FRONT-MSTB 2,5/ 6-ST - 1779453

Accessories

Base strip - MDSTB 2,5/ 6-G1 - 1762732



Header, Nominal current: 10 A, Rated voltage (III/2): 320 V, Number of positions: 6, Pitch: 5 mm, Color: green, Contact surface: Tin, Mounting: Soldering, In combination with MVSTB or FKCV plug components, both an MVSTBW (or FKCVW) and an MVSTBR plug (or FKCVR) must be used. Combination with TMSTBP plug components is not possible!

Base strip - SMSTBA 2,5/ 6-G - 1769845



Header, Nominal current: 12 A, Rated voltage (III/2): 320 V, Number of positions: 6, Pitch: 5 mm, Color: green, Contact surface: Tin, Mounting: Soldering

Base strip - SMSTB 2,5/ 6-G - 1769272



Header, Nominal current: 12 A, Rated voltage (III/2): 320 V, Number of positions: 6, Pitch: 5 mm, Color: green, Contact surface: Tin, Mounting: Soldering

Drawings

Dimensioned drawing

