

Disconnect terminal block - URTK/SS - 0321019

Please be informed that the data shown in this PDF Document is generated from our Online Catalog. Please find the complete data in the user's documentation. Our General Terms of Use for Downloads are valid (<http://download.phoenixcontact.com>)



Disconnect terminal block, Connection method: Screw connection, Cross section: 0.2 mm² -4 mm² , AWG: 24 - 12, Width: 6.2 mm, Mounting type: NS 35/7,5, NS 35/15, NS 32, Color: gray

Why buy this product

- Measuring equipment or protective relays can be individually connected with the aid of bridges and slides
- Here, the slides make contact with the switching jumper depending on the switching task



Key commercial data

Packing unit	50 pc
GTIN	 4 017918 001698
Weight per Piece (excluding packing)	13.47 g
Custom tariff number	85369010
Country of origin	Poland

Technical data

General

Number of levels	1
Number of connections	2
Color	gray
Insulating material	PA
Inflammability class according to UL 94	V0
Rated surge voltage	6 kV
Pollution degree	3
Surge voltage category	III
Insulating material group	I
Connection in acc. with standard	IEC 60947-7-1
Nominal current I _N	26 A
Nominal voltage U _N	400 V
Open side panel	ja

Disconnect terminal block - URTK/SS - 0321019

Technical data

General

Shock protection test specification	DIN EN 50274 (VDE 0660-514):2002-11
Back of the hand protection	guaranteed
Finger protection	guaranteed
Surge voltage test setpoint	7.3 kV
Result of surge voltage test	Test passed
Power frequency withstand voltage setpoint	1.89 kV
Result of power-frequency withstand voltage test	Test passed
Checking the mechanical stability of terminal points (5 x conductor connection)	Test passed
Bending test rotation speed	10 rpm
Bending test turns	135
Bending test conductor cross section/weight	0.2 mm ² / 0.2 kg
	4 mm ² / 0.9 kg
Result of bending test	Test passed
Conductor cross section tensile test	0.2 mm ²
Tractive force setpoint	10 N
Conductor cross section tensile test	4 mm ²
Tractive force setpoint	60 N
Tensile test result	Test passed
Tight fit on carrier	NS 32/NS 35
Setpoint	1 N
Result of tight fit test	Test passed
Requirements, voltage drop	≤ 6,4 mV
Result of voltage drop test	Test passed
Temperature-rise test	Test passed
Conductor cross section short circuit testing	4 mm ²
Short-time current	0.48 kA
Short circuit stability result	Test passed
Proof of thermal characteristics (needle flame) effective duration	30 s
Result of thermal test	Test passed
Temperature index, insulating material (DIN EN 60216-1 (VDE 0304-21))	130 °C
Static insulating material application in cold	-60 °C

Dimensions

Length	56.5 mm
Width	6.2 mm
Height NS 35/7,5	40 mm
Height NS 35/15	47.5 mm
Height NS 32	45 mm

Connection data

Disconnect terminal block - URTK/SS - 0321019

Technical data

Connection data

Note	Terminal point
Conductor cross section solid min.	0.2 mm ²
Conductor cross section solid max.	4 mm ²
Conductor cross section stranded min.	0.2 mm ²
Conductor cross section stranded max.	4 mm ²
Conductor cross section AWG/kcmil min.	24
Conductor cross section AWG/kcmil max	12
Conductor cross section stranded, with ferrule without plastic sleeve min.	0.25 mm ²
Conductor cross section stranded, with ferrule without plastic sleeve max.	4 mm ²
Conductor cross section stranded, with ferrule with plastic sleeve min.	0.25 mm ²
Conductor cross section stranded, with ferrule with plastic sleeve max.	2.5 mm ²
2 conductors with same cross section, solid min.	0.2 mm ²
2 conductors with same cross section, solid max.	1.5 mm ²
2 conductors with same cross section, stranded min.	0.2 mm ²
2 conductors with same cross section, stranded max.	1.5 mm ²
2 conductors with same cross section, stranded, ferrules without plastic sleeve, min.	0.25 mm ²
2 conductors with same cross section, stranded, ferrules without plastic sleeve, max.	1.5 mm ²
2 conductors with same cross section, stranded, TWIN ferrules with plastic sleeve, min.	0.5 mm ²
2 conductors with same cross section, stranded, TWIN ferrules with plastic sleeve, max.	2.5 mm ²
Connection method	Screw connection
Stripping length	7 mm
Screw thread	M3
Tightening torque, min	0.6 Nm
Tightening torque max	0.8 Nm

Classifications

eCl@ss

eCl@ss 4.0	27141126
eCl@ss 4.1	27141126
eCl@ss 5.0	27141127
eCl@ss 5.1	27141127
eCl@ss 6.0	27141127
eCl@ss 7.0	27141127
eCl@ss 8.0	27141127

Disconnect terminal block - URTK/SS - 0321019

Classifications

ETIM

ETIM 2.0	EC000902
ETIM 3.0	EC000902
ETIM 4.0	EC000902
ETIM 5.0	EC000902

UNSPSC

UNSPSC 6.01	30211811
UNSPSC 7.0901	39121410
UNSPSC 11	39121410
UNSPSC 12.01	39121410
UNSPSC 13.2	39121410

Approvals

Approvals


Approvals


CSA / UL Recognized / cUL Recognized / GOST / PRS / GOST / cULus Recognized

Ex Approvals

Approvals submitted

Approval details

CSA 	
mm ² /AWG/kcmil	28-12
Nominal current I _N	25 A
Nominal voltage U _N	300 V

UL Recognized 	
mm ² /AWG/kcmil	28-12
Nominal current I _N	20 A

Disconnect terminal block - URTK/SS - 0321019

Approvals

Nominal voltage UN	300 V
--------------------	-------

cUL Recognized	
mm ² /AWG/kcmil	28-12
Nominal current I _N	20 A
Nominal voltage UN	300 V

GOST	
------	--

PRS

GOST	
------	--

cULus Recognized	
------------------	--

Accessories

Accessories

Bridge

Fixed bridge - FBRNI 2-6 N - 2778550



Fixed bridge, Number of positions: 2, Color: aluminum

Fixed bridge - FBRNI 10-6 N - 2770626



Fixed bridge, Number of positions: 10, Color: aluminum

Disconnect terminal block - URTK/SS - 0321019

Accessories

Fixed bridge - FBRNI 4-6 N - 3005976



Fixed bridge, Number of positions: 4, Color: aluminum

Insertion bridge - EB 10- 6 - 0201139



Insertion bridge, Number of positions: 10, Color: gray

Insertion bridge - EB 3- 6 - 0201142



Insertion bridge, Number of positions: 3, Color: gray

Insertion bridge - EB 2- 6 - 0201155



Insertion bridge, Number of positions: 2, Color: gray

End block

End clamp - CLIPFIX 35 - 3022218



Quick mounting end clamp for NS 35/7,5 DIN rail or NS 35/15 DIN rail, with marking option, width: 9.5 mm, color: gray

Disconnect terminal block - URTK/SS - 0321019

Accessories

End clamp - CLIPFIX 35-5 - 3022276



Quick mounting end clamp for NS 35/7,5 DIN rail or NS 35/15 DIN rail, with marking option, with parking option for FBS...5, FBS...6, KSS 5, KSS 6, width: 5.15 mm, color: gray

End clamp - E/NS 35 N - 0800886



End clamp, width: 9.5 mm, color: gray

End clamp - E/UK - 1201442



End clamp, for assembly on NS 32 or NS 35/7.5 DIN rail

End clamp - E/UK 1 - 1201413



End clamps, for supporting the ends of double-level and three-level terminal blocks, width: 10 mm, color: gray

End cover

End cover - D-URTK/SS - 0321022



End cover, Length: 56.5 mm, Width: 1 mm, Color: gray

Labeled terminal marker

Disconnect terminal block - URTK/SS - 0321019

Accessories

Zack marker strip - ZB 6 CUS - 0824992



Zack marker strip, Can be ordered: Strip, white, Labeled according to customer specifications, Mounting type: Snap into tall marker groove, For terminal block width: 6.2 mm, Lettering field: 6.15 x 10.5 mm

Marker for terminal blocks - UC-TM 6 CUS - 0824589



Marker for terminal blocks, Can be ordered: By sheet, white, Labeled according to customer specifications, Mounting type: Snap into tall marker groove, For terminal block width: 6.2 mm, Lettering field: 5.6 x 10.5 mm

Marker for terminal blocks - UCT-TM 6 CUS - 0829602



Marker for terminal blocks, Can be ordered: By sheet, white, Labeled according to customer specifications, Mounting type: Snap into tall marker groove, For terminal block width: 6.2 mm, Lettering field: 5.6 x 10.5 mm

Mounting rail

DIN rail perforated - NS 32 PERF 2000MM - 1201002



G-profile DIN rail, material: Steel, perforated, height 15 mm, width 32 mm, length 2 m

DIN rail, unperforated - NS 32 UNPERF 2000MM - 1201015



G-profile DIN rail, material: Steel, unperforated, height 15 mm, width 32 mm, length 2 m

Disconnect terminal block - URTK/SS - 0321019

Accessories

DIN rail perforated - NS 35/ 7,5 PERF 2000MM - 0801733



DIN rail, material: steel galvanized and passivated with a thick layer, perforated, height 7.5 mm, width 35 mm, length: 2000 mm

DIN rail, unperforated - NS 35/ 7,5 UNPERF 2000MM - 0801681



DIN rail, material: Steel, unperforated, height 7.5 mm, width 35 mm, length: 2 m

DIN rail perforated - NS 35/ 7,5 WH PERF 2000MM - 1204119



DIN rail 35 mm (NS 35)

DIN rail - NS 35/ 7,5 WH UNPERF 2000MM - 1204122



DIN rail 35 mm (NS 35)

DIN rail, unperforated - NS 35/ 7,5 AL UNPERF 2000MM - 0801704



DIN rail, unperforated, Width: 35 mm, Height: 7.5 mm, Length: 2000 mm, Color: silver

Disconnect terminal block - URTK/SS - 0321019

Accessories

DIN rail perforated - NS 35/ 7,5 ZN PERF 2000MM - 1206421



DIN rail, material: Galvanized, perforated, height 7.5 mm, width 35 mm, length: 2 m

DIN rail, unperforated - NS 35/ 7,5 ZN UNPERF 2000MM - 1206434



DIN rail, material: Galvanized, unperforated, height 7.5 mm, width 35 mm, length: 2 m

DIN rail, unperforated - NS 35/ 7,5 CU UNPERF 2000MM - 0801762



DIN rail, material: Copper, unperforated, height 7.5 mm, width 35 mm, length: 2 m

End cap - NS 35/ 7,5 CAP - 1206560



DIN rail end piece, for DIN rail NS 35/7.5

DIN rail perforated - NS 35/15 PERF 2000MM - 1201730



DIN rail, material: steel galvanized and passivated with a thick layer, perforated, height 15 mm, width 35 mm, length: 2000 mm

Disconnect terminal block - URTK/SS - 0321019

Accessories

DIN rail, unperforated - NS 35/15 UNPERF 2000MM - 1201714



DIN rail, material: Steel, unperforated, height 15 mm, width 35 mm, length: 2 m

DIN rail perforated - NS 35/15 WH PERF 2000MM - 0806602



DIN rail 35 mm (NS 35)

DIN rail - NS 35/15 WH UNPERF 2000MM - 1204135



DIN rail 35 mm (NS 35)

DIN rail, unperforated - NS 35/15 AL UNPERF 2000MM - 1201756



DIN rail, deep drawn, high profile, unperforated, 1.5 mm thick, material: aluminum, height 15 mm, width 35 mm, length 2000 mm

DIN rail perforated - NS 35/15 ZN PERF 2000MM - 1206599



DIN rail, material: Galvanized, perforated, height 15 mm, width 35 mm, length: 2 m

Disconnect terminal block - URTK/SS - 0321019

Accessories

DIN rail, unperforated - NS 35/15 ZN UNPERF 2000MM - 1206586



DIN rail, material: Galvanized, unperforated, height 15 mm, width 35 mm, length: 2 m

DIN rail, unperforated - NS 35/15 CU UNPERF 2000MM - 1201895



DIN rail, material: Copper, unperforated, 1.5 mm thick, height 15 mm, width 35 mm, length: 2 m

End cap - NS 35/15 CAP - 1206573



DIN rail end piece, for DIN rail NS 35/15

DIN rail, unperforated - NS 35/15-2,3 UNPERF 2000MM - 1201798



DIN rail, material: Steel, unperforated, 2.3 mm thick, height 15 mm, width 35 mm, length: 2 m

Partition plate

Separating plate - TS-URTK/SS - 0321213



Separating plate, Color: gray

Disconnect terminal block - URTK/SS - 0321019

Accessories

Partition plate - ATS-URTK/SS - 0321226



Partition plate, Color: gray

Screwdriver tools

Screwdriver - SZS 0,6X3,5 - 1205053



Actuation tool, for ST terminal blocks, insulated, also suitable for use as a bladed screwdriver, size: 0.6 x 3.5 x 100 mm, 2-component grip, with non-slip grip

Short-circuit connector

Short-circuit connector - KSS 6 - 0301547



Short-circuit connector, Number of positions: 2, Color: black

Short-circuit connector - KSS 3- 6 - 0309523



Short-circuit connector, Number of positions: 3, Color: black

Terminal marking

Marker cards - SBS 6:UNBEDRUCKT - 1007222



Marker cards, Card, white, Unlabeled, Can be labeled with: Plotter, Mounting type: Snap into tall marker groove, Snap into flat marker groove, For terminal block width: 6.2 mm, Lettering field: 6 x 6.1 mm

Disconnect terminal block - URTK/SS - 0321019

Accessories

Zack marker strip - ZB 6:UNBEDRUCKT - 1051003



Zack marker strip, Strip, white, Unlabeled, Can be labeled with: Plotter, Mounting type: Snap into tall marker groove, For terminal block width: 6.2 mm, Lettering field: 6.15 x 10.5 mm

Marker for terminal blocks - UC-TM 6 - 0818085



Marker for terminal blocks, Sheet, white, Unlabeled, Can be labeled with: BLUEMARK CLED, BLUEMARK LED, Plotter, Mounting type: Snap into tall marker groove, For terminal block width: 6.2 mm, Lettering field: 5.6 x 10.5 mm

Marker for terminal blocks - UCT-TM 6 - 0828736



Marker for terminal blocks, Sheet, white, Unlabeled, Can be labeled with: THERMOMARK CARD PLUS, THERMOMARK CARD, BLUEMARK CLED, BLUEMARK LED, Mounting type: Snap into tall marker groove, For terminal block width: 6.2 mm, Lettering field: 5.6 x 10.5 mm

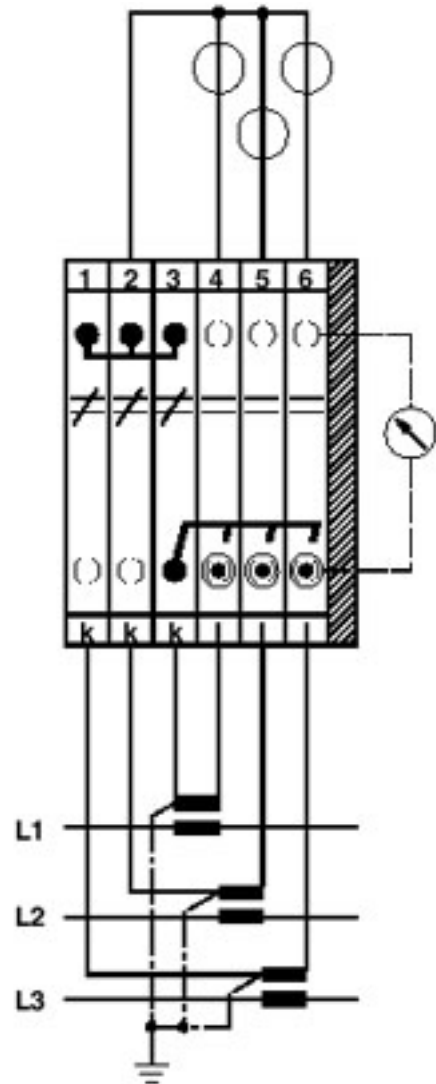
Drawings

Disconnect terminal block - URTK/SS - 0321019

Circuit diagram



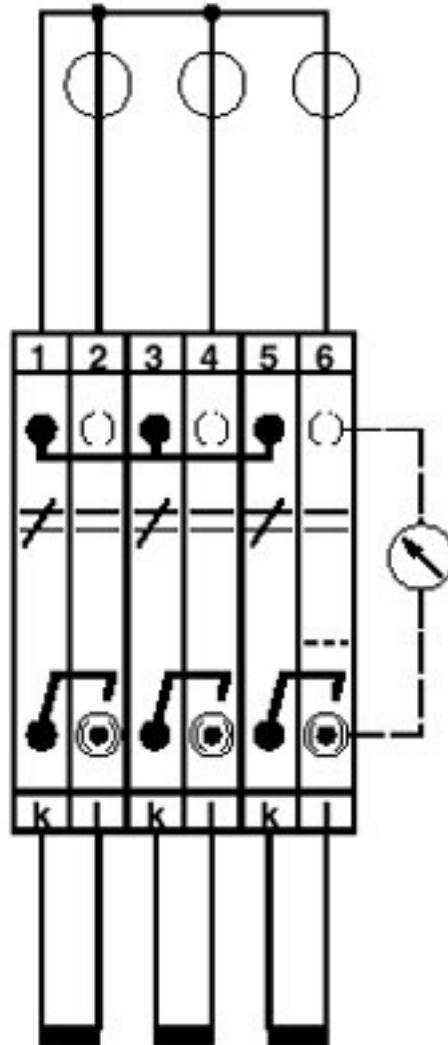
Schematic diagram



Three-phase linked transducer test set

Disconnect terminal block - URTK/SS - 0321019

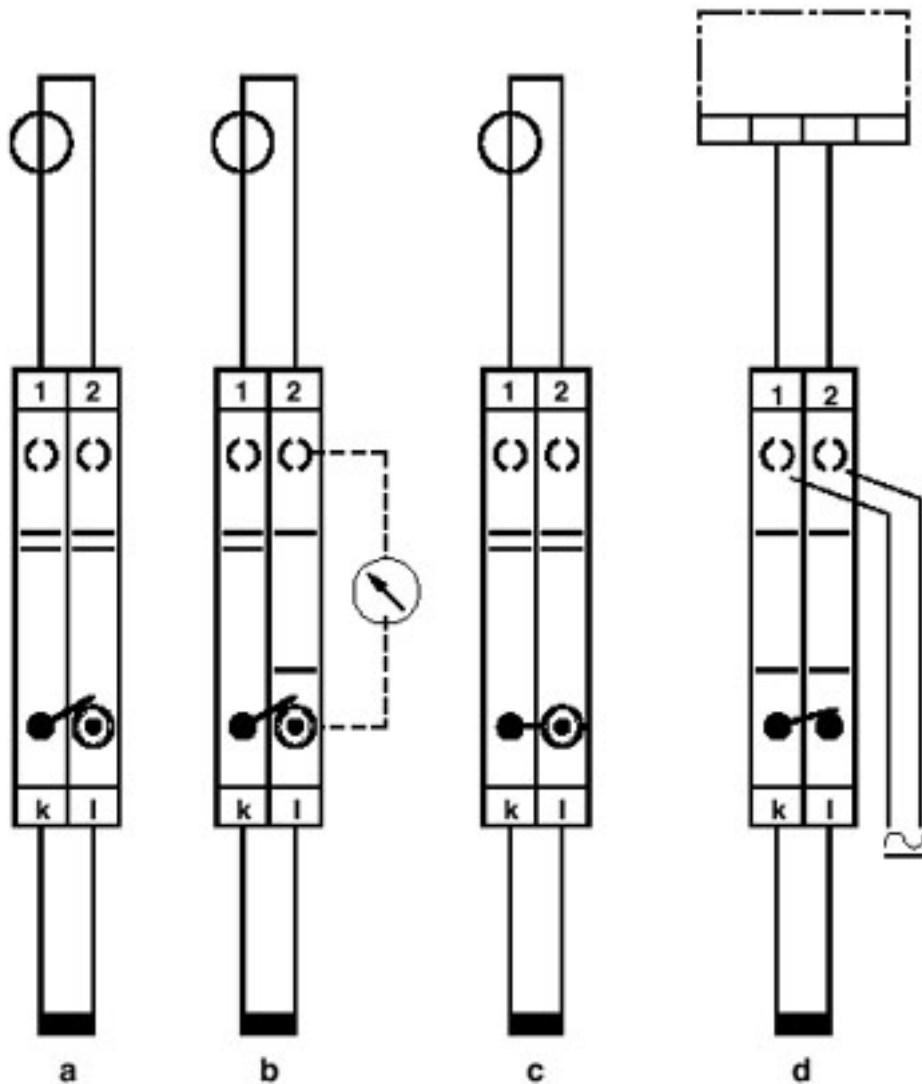
Schematic diagram



Three-phase transducer test set

Disconnect terminal block - URTK/SS - 0321019

Schematic diagram

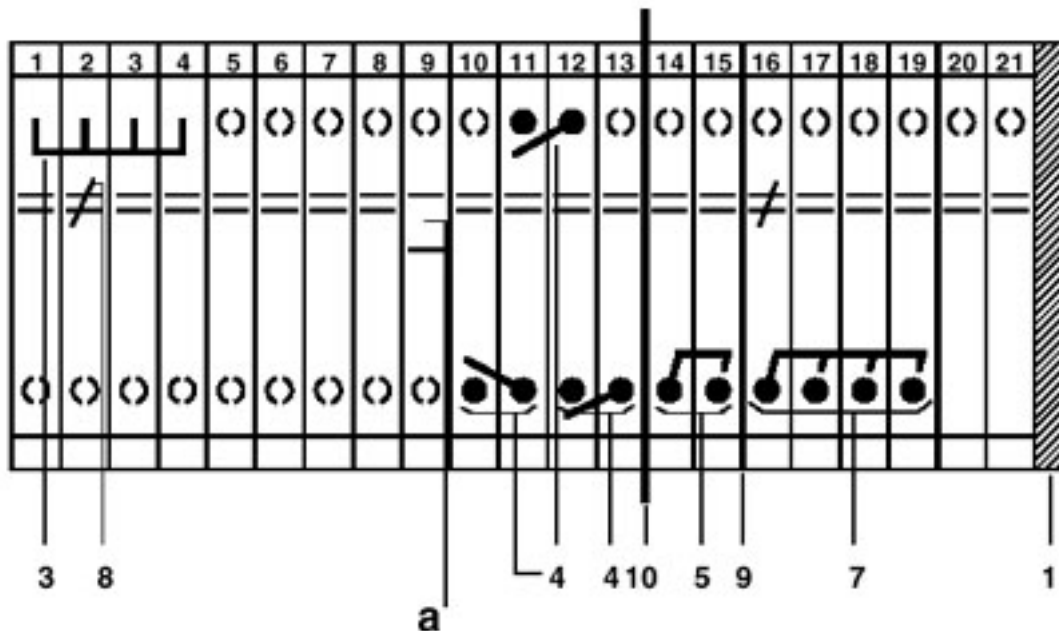


Simple current transformer test circuit

- a = normal operation
- b = measured value testing
- c = transformer short-circuit
- d = relay testing

Disconnect terminal block - URTK/SS - 0321019

Circuit diagram



- a = open
- 1 = cover
- 3 = fixed bridge
- 4 = switch bar, for 2 terminal blocks, useable on both sides of the disconnect point, inward switching motion
- 5 = switch bar, for 2 terminal blocks, useable on both sides of the disconnect point, outward switching motion
- 7 = switch bar, for 3-phase short-circuiting of linked current transformer sets, only on the right
- 8 = switching lock, prevents disconnect slide from being actuated
- 9 = separating plate, for electrical separation of neighboring bridges in terminal center
- 10 = partition plate