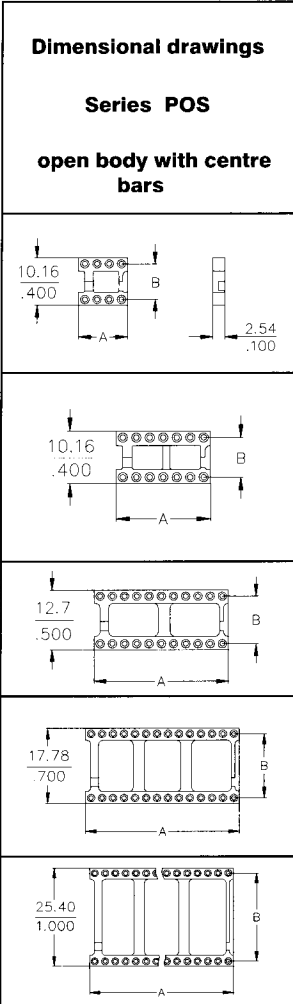



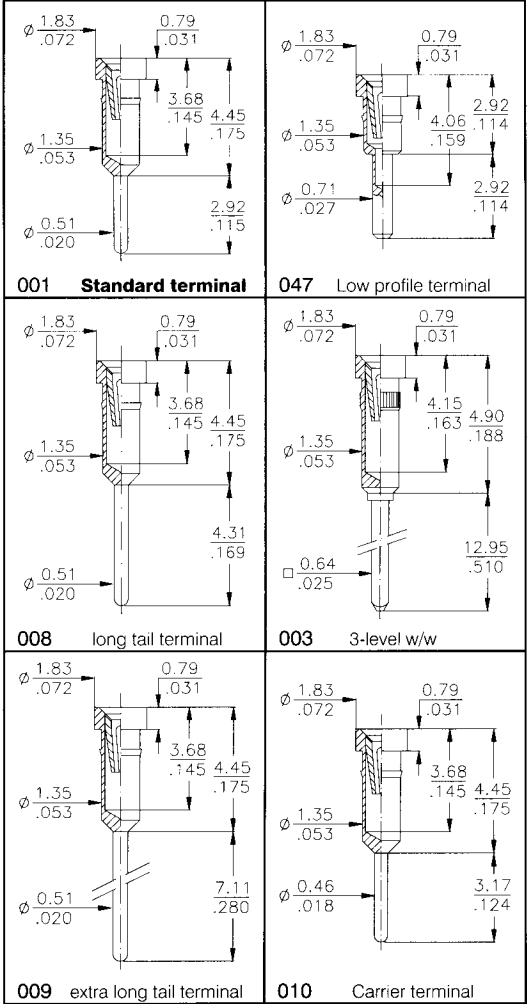
POS/POO/PCL Series - Precision DIP Sockets

2,54mm pitch



The **POS**, **POO** and **PCL** series are available with many different terminal styles. The most common terminal styles are shown on the right hand side of this page. Many other additional terminals can be found at the end of this catalogue. Custom design terminals are available on request.

Pin	Dimensions mm/inch		Available Pinouts of Series			
	"A"	"B"	POS	POO	PCL	
10	12,70/.500	5,08 / .200	-	-	-210-	
6	7,62/.300		-306-	-	-	
8	10,16/.400		-308-	-	-308-	
10	12,70/.500		-310-	-	-	
14	17,78/.700		-314-	-314-	-314-	
16	20,32/.800	/	-316-	-316-	-316-	
18	22,86/.900	.300	-318-	-318-	-318-	
20	25,40/1.00		-320-	-320-	-320-	
22	27,94/1.10		-322-	-322-	-	
24	30,48/1.20		-324-	-324-	-	
28	35,56/1.40		-328-	-328-	-	
16	20,32/.800	10,16	-416-	-416-	-416-	
22	27,94/1.10	/	-422-	-422-	-422-	
24	30,48/1.20	.400	-424-	-424-	-424-	
24	30,48/1.20	15,24	-624-	-624-	-624-	
28	35,56/1.40		-628-	-628-	-628-	
32	40,64/1.60		/	-632-	-632-	-632-
36	45,72/1.80		.600	-636-	-636-	-
40	50,80/2.00			-640-	-640-	-640-
48	60,96/2.40			-648-	-648-	-648-
		22,86				
64	81,28/3.20	/	-964-	-964-	-	
		.900				



Specifications

see last pages of this catalogue.

Insulator body

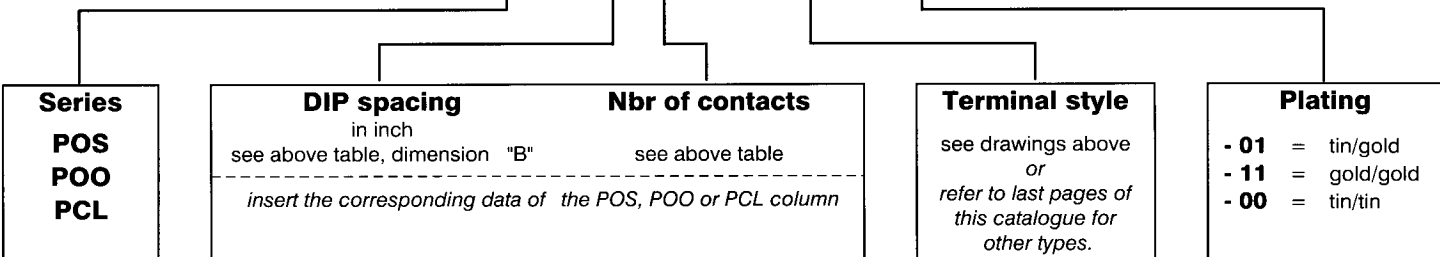
POS series = open insulator - see drawings above
 POO series = open insulator w/o centre bars
 PCL series = closed insulator body

Terminals

Other terminal types can be found at the end of this catalogue.. For custom specific terminals please contact your closest sales office.

How to order

XXX - x xx - S xxx - xx

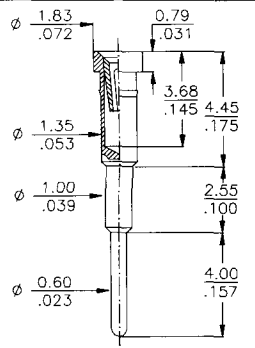
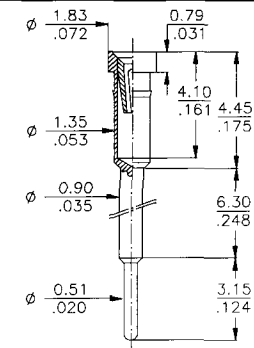
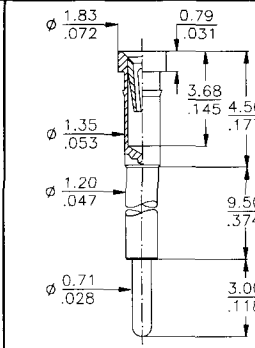
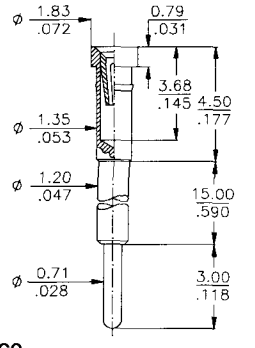
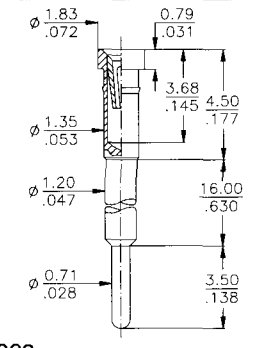
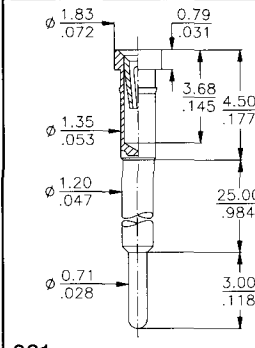
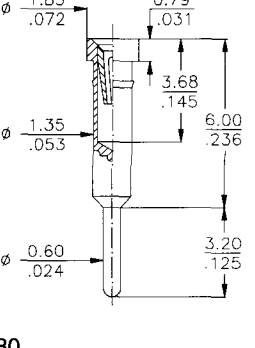
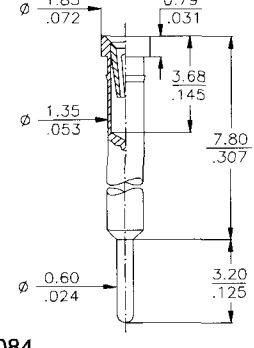
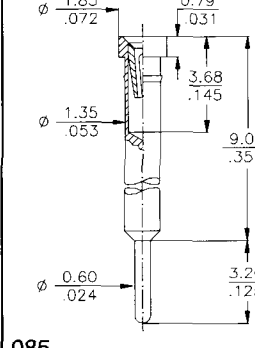
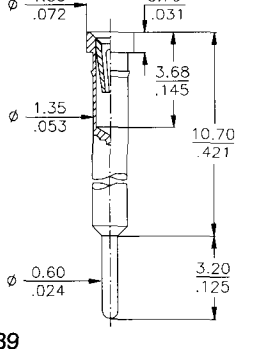
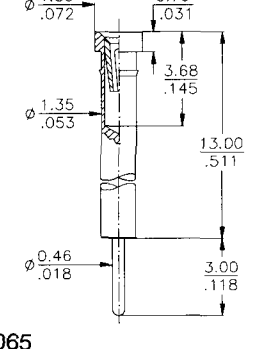


POS/POO/PCL - Series Board Stacker Sockets

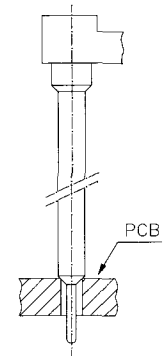
2,54mm pitch



Board Stacker Terminals

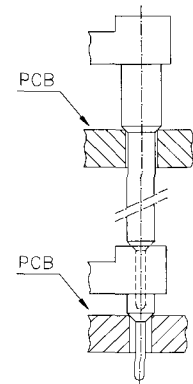
 <p>079</p>	 <p>623</p>	 <p>062</p>
 <p>060</p>	 <p>063</p>	 <p>061</p>
 <p>080</p>	 <p>084</p>	 <p>085</p>
 <p>089</p>	 <p>065</p>	<p>Many other terminals & custom specific terminals are available on request</p>

Application Examples



Possible Terminals:

060; 061; 062; 063; 065; 079;
080; 084; 085; 089; 623;



Possible Terminals:

065; 623

Specifications

See last pages.

Terminals

For other terminal styles please refer to the last pages of this catalogue or contact your closest sales office.

How to order

XXX - x xx - Sxxx - xx

Series

POS
POO
PCL
see page 8

DIP spacing

in inch
refer to table, dimension "B"
on page 8

Nbr of contacts

refer to table on page 8

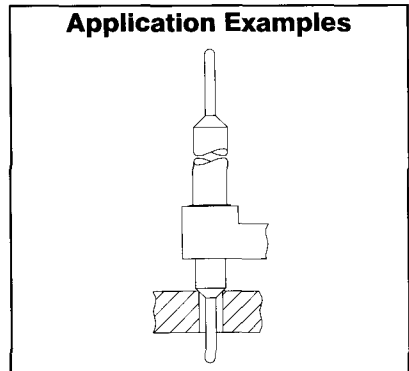

Terminal style

see drawings above
or
contact sales office for
special application

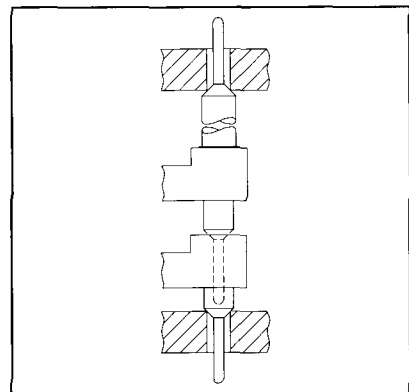
Plating

- 01 = tin/gold
other on request

Board to Board Terminals		
<p>077</p>	<p>057</p>	<p>037</p>
<p>058</p>	<p>059</p>	<p>056</p>
<p>054</p>	<p>078</p>	<p>038</p>
<p>006</p>	<p>035</p>	<p>036</p>



Possible Terminals:
 037; 054; 056; 057; 058; 059;
 077; 078; 220; 221; 542; 543;
 544; 562; 770; 772;



Possible Terminals:
 037; 054; 056; 057; 058; 059;
 077; 078; 542; 544; 562; 770;
 772;

For Terminal Styles not shown here, pls. ref. to the last pages.

How to order

XXX - x xx - S xxx - xx

<p>Series POS PCL <i>see page 8</i></p>	<p>DIP spacing in inch refer to table, dimension "B" on POS socket page. <hr/> <i>insert the corresponding data of the POS, POO or PCL column</i></p>	<p>Nbr of contacts refer to table on POS page.</p>	<p>Terminal style see drawings above or <i>refer to last pages of this catalogue for other types.</i></p>	<p>Plating - 22 = gold - 00 = tin</p>
---	--	--	---	--