



ENCLOSURE FOR COMMAND DEVICES, 22MM, ROUND, ENCLOSURE MATERIAL METAL, ENCLOSURE TOP PART YELLOW, 1 COMMAND POSITION, A=EMERG. STOP MUSHR. PUSHBUTTON RED, 40MM, ROTATE-TO-UNLATCH, 1NC, SCREW CONNECTION, FLOOR MOUNTING, 1 X M20 EACH AT TOP AND BOTTOM

Enclosure:	
Design of the housing	Enclosure for command and signaling devices with standard equipment
Shape of the enclosure front	Square
Material of the enclosure	metal
Number of command points	1
Product component	
• protective collar	No
Color	
• of top part of the enclosure	yellow
Delivery state	
• as a kit	No
• pre-wired on strip terminal	No
Mounting type of the enclosure	Vertical

Actuator:	
Design of the operating mechanism	Emergency stop mushroom pushbutton
Product feature	
• lockout	No
Product expansion optional Light source	No

Color	
• of the actuating element	Red
Material of the actuating element	metal
Type of unlocking device	rotate-to-unlatch mechanism

Front ring:

Product component front ring	No
-------------------------------------	----

Holder:

Material of the holder	Metal
-------------------------------	-------

Contact block/ lampholder:

Number of lampholders	0
Number of switching elements	1

General technical data:

Product function	
• positive opening	Yes
• EMERGENCY OFF function	Yes
• EMERGENCY STOP function	Yes
Product component	
• Light source	No
• Stand/pedestal	No
Protection class IP	IP67
Vibration resistance	
• acc. to IEC 60068-2-6	20 ... 200 Hz: 5g
Equipment marking	
• acc. to DIN 40719 extended according to IEC 204-2 acc. to IEC 750	S
• acc. to DIN EN 61346-2	S
• acc. to DIN EN 81346-2	S
Operating voltage 1	
• at AC	
— at 50 Hz rated value	400 V
— at 60 Hz rated value	300 V
• at DC rated value	230 V

Auxiliary circuit:

Number of NC contacts	
• for auxiliary contacts	1
Number of NO contacts	
• for auxiliary contacts	0
Number of CO contacts	
• for auxiliary contacts	0
Operating current at AC-12	

<ul style="list-style-type: none"> • at 24 V rated value • at 48 V rated value • at 110 V rated value • at 230 V rated value • at 400 V rated value 	10 A 10 A 10 A 10 A 10 A
Operating current at AC-15	
<ul style="list-style-type: none"> • at 24 V rated value • at 48 V rated value • at 110 V rated value • at 230 V rated value • at 400 V rated value 	6 A 6 A 6 A 6 A 3 A
Operating current at DC-12	
<ul style="list-style-type: none"> • at 24 V rated value • at 48 V rated value • at 110 V rated value • at 230 V rated value 	10 A 5 A 2.5 A 1 A
Operating current at DC-13	
<ul style="list-style-type: none"> • at 24 V rated value • at 48 V rated value • at 110 V rated value • at 230 V rated value 	3 A 1.5 A 0.7 A 0.3 A

Connections/ Terminals:

Type of electrical connection on enclosure	Cable routing above and below, both 1 x M20
---	---

Safety related data:

B10 value with high demand rate acc. to SN 31920	100 000
Proportion of dangerous failures	
<ul style="list-style-type: none"> • with low demand rate acc. to SN 31920 • with high demand rate acc. to SN 31920 	20 % 20 %
T1 value for proof test interval or service life acc. to IEC 61508	20 y

Ambient conditions:

Ambient temperature	
<ul style="list-style-type: none"> • during operation • during storage 	-25 ... +70 °C -40 ... +80 °C
Environmental category during operation acc. to IEC 60721	3K6

Installation/ mounting/ dimensions:






Mounting type	
<ul style="list-style-type: none"> • of contact blocks, socket, and accessories 	Floor mounting
Height	85 mm
Width	85 mm




Depth	65 mm
Shape of the installation opening	round
Mounting diameter	22 mm

Accessories:

Number of labels	0
Number of backing plates	0
Product component holder for 3 switching elements	No

Certificates/approvals

General Product Approval	Declaration of Conformity	Test Certificates	Shipping Approval
 CSA	 UL	 EAC	 EG-Konf.
		spezielle Prüfbescheinigung n	 ABS

Shipping Approval	other
 DNV	 LRS
 PRS	Umweltbestätigung Bestätigungen

Further information

Information- and Downloadcenter (Catalogs, Brochures,...)

<http://www.siemens.com/industrial-controls/catalogs>

Industry Mall (Online ordering system)

<https://mall.industry.siemens.com/mall/en/en/Catalog/product?mlfb=3SB38012DG3>

Cax online generator

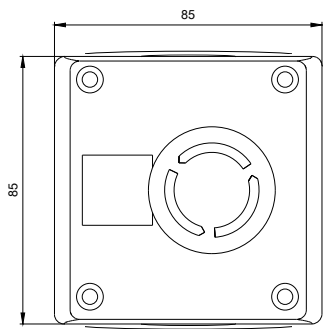
<http://support.automation.siemens.com/WW/CAXorder/default.aspx?lang=en&mlfb=3SB38012DG3>

Service&Support (Manuals, Certificates, Characteristics, FAQs,...)

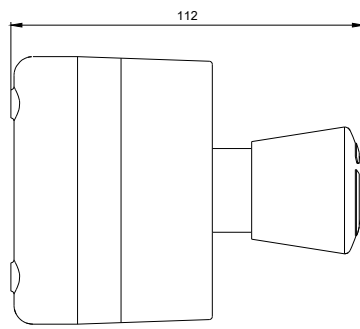
<https://support.industry.siemens.com/cs/ww/en/ps/3SB38012DG3>

Image database (product images, 2D dimension drawings, 3D models, device circuit diagrams, EPLAN macros, ...)

http://www.automation.siemens.com/bilddb/cax_de.aspx?mlfb=3SB38012DG3&lang=en



last modified:



13.02.2016