


# Solenoids

## Series 67 Latching Solenoid



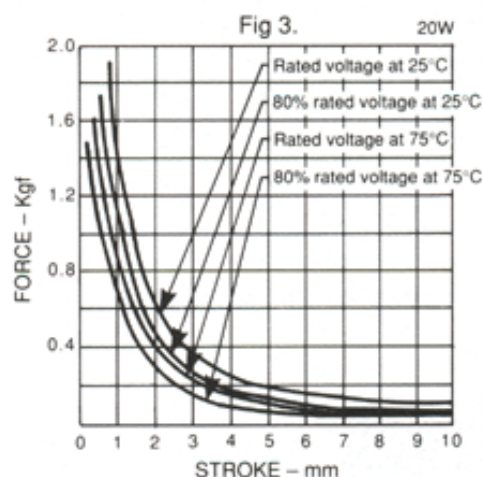
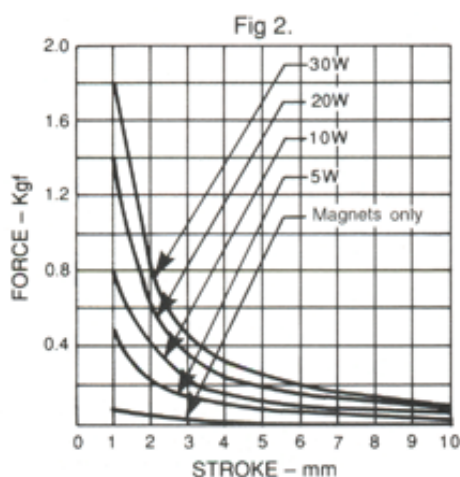
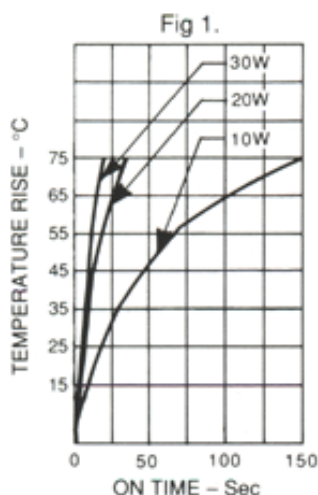
### GENERAL DESCRIPTION

- DC pulse operated
- Magnet maintained for zero power consumption
- Ideal for low energy applications (i.e. dry cells)

### PERFORMANCE

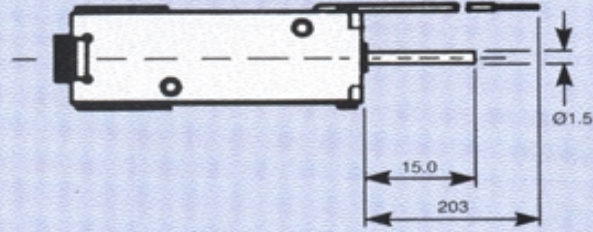
	ITEM	SPECIFICATION
Electrical	Dielectric strength	500V RMS 50Hz
	Drive details (released by polarity reversal)	(i) DC control 5, 6, 12, 24 & 48V available as standard. (ii) 5, 10, 20 & 30 watt versions available as standard. Max pulse durations shown in fig 1. (iii) Single coil construction. Apply +ve on Red to operate and -ve on Red to release. An external force is required to retract the plunger to the open position.
Mechanical	Permanent magnet holding force.	1 Kgf typical (Measured after applying rated voltage at 25°C)
	Weight	56g      Plunger: 10g
	Operating temperature	-5°C to + 75° C

### FORCE/STROKE CURVES & ON TIMES

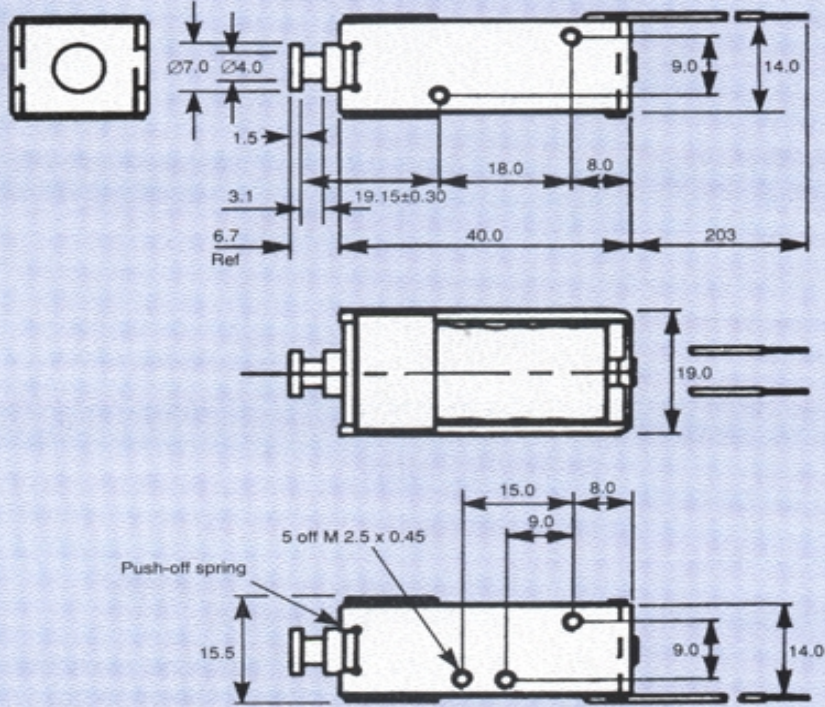


# DIMENSIONS (mm)

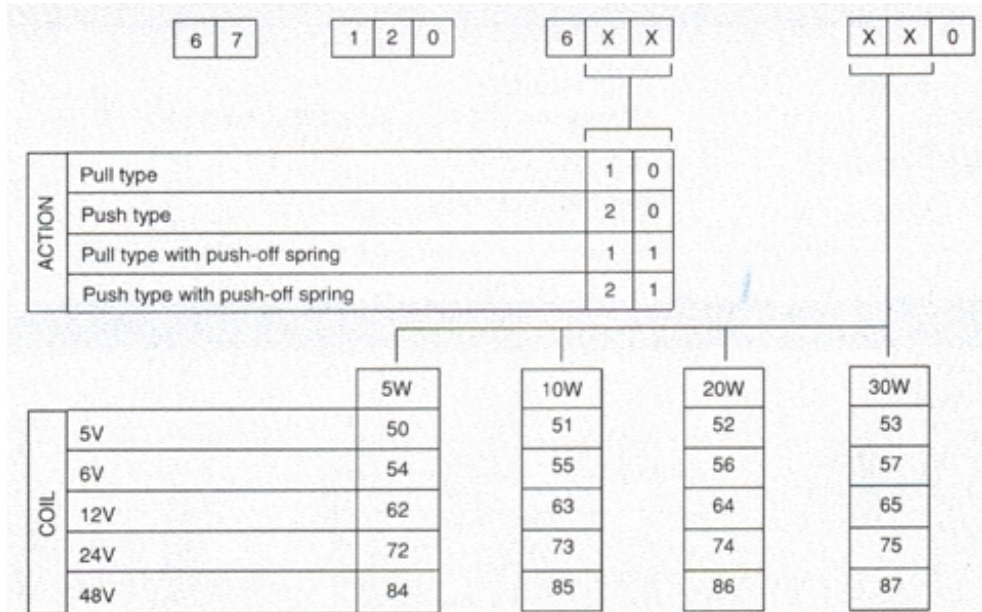
Push type - shown energised



Pull type - shown energised



# CODING



Coil Resistance, Calculate  $R = \frac{V^2}{W}$

We reserve the right to change without prior notice the information contained in this leaflet

Consumer Protection Act 1987 and Health & Safety at Work Act etc., 1974

Our products are designed, manufactured and tested to ISO 9001 quality standards. Some of them are capable of being operated by and capable of switching high voltages and/or currents. Care must therefore be exercised in the installation, protection and use of such products. If in doubt please contact your supplier or BLP Engineering Department immediately.



COMPONENTS

BLP Components Ltd., Exning Road, Newmarket, Suffolk CB8 0AX, England  
Tel: (01638) 665161 Fax: (01638) 660718

BLP is a trade mark of BLP Components Ltd