

HO 54 W/865

LUMILUX T5 HO | Tubular fluorescent lamps 16 mm, high output



Areas of application

- Industry
- Public buildings
- Offices
- Tunnels, underpasses
- Car parks

Product benefits

- Excellent luminous flux
- Up to 20 % more economical than LUMILUX T8
- Up to 50 % smaller volume than comparable T8 lamps
- Natural colors

Product features

- Very good lumen maintenance: 90 % throughout the service lifetime of the lamp
- Long average lifetime: up to 24,000 h (with QUICKTRONIC ECG)
- Good color rendering group: 1B (R_a : 80...89)
- Dimmable



Technical data

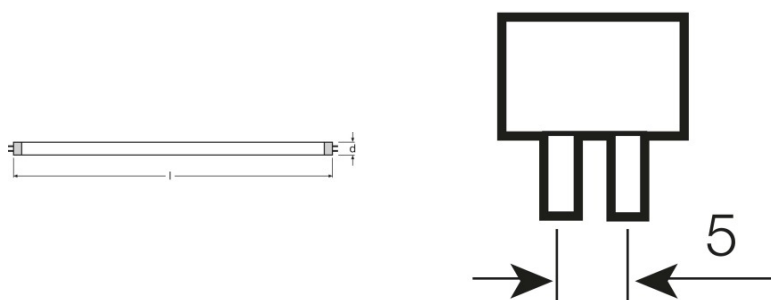
Electrical data

Nominal voltage	230 V
Nominal wattage	54.10 W
Rated lamp efficacy (HF data 25 °C)	76 lm/W
Rated wattage	54.10 W

Photometrical data

Color rendering index Ra	≥80
Rated luminous flux	4100 lm
Luminous flux at 25 °C	4100 lm
Luminous flux at 35 °C	4750 lm
Light color	865
Color temperature	6500 K
Nominal luminous flux	4100 lm
Light color as per EN 12464-1	LUMILUX Cool Daylight
Rated LLMF at 2,000 h	0.95
Rated LLMF at 4,000 h	0.92
Rated LLMF at 6,000 h	0.91
Rated LLMF at 8,000 h	0.90
Rated LLMF at 12,000 h	0.90
Rated LLMF at 16,000 h	0.90
Rated LLMF at 20,000 h	0.89

Dimensions & weight



Tube diameter	16 mm
Length	1149.0 mm
Length with base excl. base pins/connection	1149.00 mm

Product datasheet

Diameter	16.0 mm
Maximum diameter	16.0 mm

Temperatures

Rated ambient temp.w.max.luminous flux	35.0 °C
--	---------

Lifespan

Service life	19000 h ¹⁾
Lifespan	24000 h ¹⁾
Rated lamp survival factor at 2,000 h	0.99
Rated lamp survival factor at 4,000 h	0.99
Rated lamp survival factor at 6,000 h	0.99
Rated lamp survival factor at 8,000 h	0.99
Rated lamp survival factor at 12,000 h	0.99
Rated lamp survival factor at 16,000 h	0.97
Rated lamp survival factor at 20,000 h	0.85
Operation mode LLMF/LSF	HF
Rated lamp life time	24000 h
Nominal lamp life time	24000 h

¹⁾ With preheat ECG

Additional product data

Base (standard designation)	G5
Lamp mercury content	1.5 mg
Appropriate disposal acc. to WEEE	Yes
Footnote only for product	Suitable for ECG operation only/Lamp designed for internal luminaire temperatures of 30...40 °C; optimum luminous flux achieved at 35 °C

Capabilities

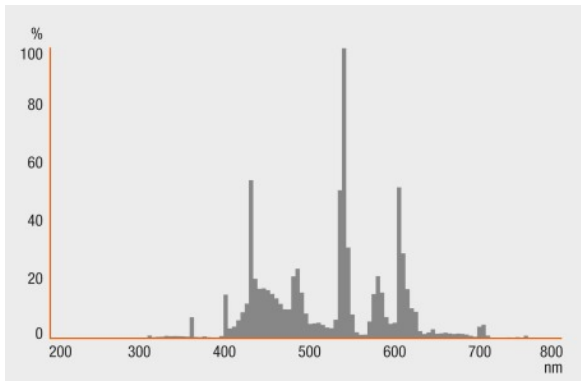
Dimmable	Yes
Suitable for indoor	Yes

Certificates & standards

Energy efficiency class	A
Energy consumption	60 kWh/1000h

Light Distribution

Product datasheet



Spectral power distribution

System guarantee

OSRAM System+ Guarantee in combination with OSRAM ECGs

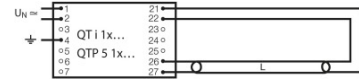
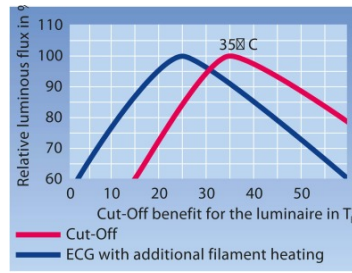



Guarantee

Safety advice

In case of lamp breakage: www.osram.com/brokenlamp

Product datasheet



Others graphics

Others graphics

Circuit diagram



Circuit diagram

Logistical Data

Product code	Product description	Packaging unit (Pieces/Unit)	Dimensions (height x width x length)	Volume	Gross weight
4050300453385	HO 54 W/865	Shipping carton box 40	194 mm x 98 mm x 1200 mm	22.81 dm ³	4713.00 g
4050300591575	HO 54 W/865	Shipping carton box 20	104 mm x 83 mm x 1182 mm	10.20 dm ³	2662.50 g

The mentioned product code describes the smallest quantity unit which can be ordered. One shipping unit can contain one or more single products. When placing an order, for the quantity please enter single or multiples of a shipping unit.

References / Links

For more information on QUICKTRONIC electronic control gear go to
 ▶ www.osram.com/QUICKTRONIC

Product datasheet

Disclaimer

Subject to change without notice. Errors and omission excepted. Always make sure to use the most recent release.

HO 54 W/865

LUMILUX T5 HO | Tubular fluorescent lamps 16 mm, high output

Product name	Product name ECG	EAN	Nominal current	Nominal wattage + Power loss	Luminous flux at 35 °C	Number of lighting outlets
HO 54 W/865	QT 1x54 DIM	4008321640338	0.26 A	58.10 W	4450 lm	1
	QT 2x54 DIM	4008321640437	0.51 A	115.90 W	4450 lm	2
	QT-FIT 5/8 1x54-58	4008321873828	0.25 A	59.00 W	4450 lm	1
	QT-FIT 5/8 2x54-58	4008321873842	0.49 A	116.00 W	4450 lm	2
	QTi 1x28/54/35/49 GII	4008321383358	0.26 A	58.00 W	4450 lm	1
	QTi 1x28/54 DIM	4050300870588	0.26 A	58.80 W	4450 lm	1
	QTi 2x28/54/35/49 GII	4008321383419	0.51 A	115.00 W	4450 lm	2
	QTi 2x28/54 DIM	4050300870717	0.51 A	115.00 W	4450 lm	2
	QTi DALI 1x28/54 DIM	4050300870809	0.26 A	58.80 W	4450 lm	1
	QTi DALI 2x28/54 DIM	4050300870502	0.51 A	115.00 W	4450 lm	2
	QTP5 1x54	4008321329394	0.26 A	59.00 W	4450 lm	1
	QTP5 2x54	4008321329097	0.50 A	115.00 W	4450 lm	2
	QTP-OPTIMAL 1x54-58	4008321873729	0.26 A	54.00 W	4450 lm	1
	QTP-OPTIMAL 2x54-58	4008321880253	0.26 A	107.00 W	4450 lm	2