

Low profile transformer FL 14/8



Advantages

Minimum size at high output
Low height
Double input voltage for series or parallel connection
Double output voltage for series or parallel connection
Permanent corrosion protection, high insulation value and maximum electrical reliability thanks to XtraDensiFill resin encapsulation
Coil shell in 2-chamber technology
Self-extinguishing potting material

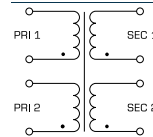
Applications

As a mains transformer for adjustment of the voltage and simple electrical isolation.

As an isolating transformer for the safe electrical isolation of the input and output sides. The transformer may be used to set up protective separation as a protective measure in accordance with VDE 0100.

As a safety isolating transformer for the safe electrical isolation of the input and output sides. The transformer is suitable for creating SELV and PELV circuits because of the limit on the output voltage.

Circuit Diagram



Standards




Safety isolating transformer
to: VDE 0570 Teil 2-6, DIN EN 61558-2-6, EN 61558-2-6, IEC 61558-2-6,
UL 5085-1/-2, CSA 22.2 No.66

Approvals



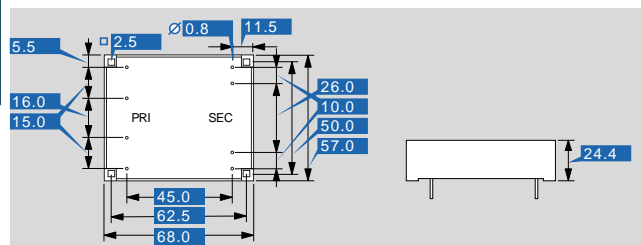
ENEC 10 (VDE), UL 5085-1/-2, CSA 22.2 No.66



Low profile transformer FL 14/8

Electrical data	
Type	FL 14/8
Input	
Rated input Voltage	2 x 115 Vac
Rated frequency	50 - 60 Hz
Output	
Rated output voltage	2 x 8 Vac
Rated Power	14.0 VA
No-load voltage (app. x factor)	1.28
No-load loss (typ.)	1.20 W
Efficiency	74 %
Standards	
Classification	Safety isolating transformer
Approvals	
Approvals	cURus, ENEC 10 (VDE)
Environment	
Ambient temperature max.	40 °C
Safety and protection	
Type	encapsulated
Class of Insulation System	VDE=E, UL=class 105
Protection index	IP 00
Safety class (prepared)	II
Short circuit strength	non-short-circuit proof
Order numbers	
Order Number	FL 14/8

Mechanical data	
Type	FL 14/8
Terminal and mounting	
Terminals	Pins for printed circuit boards
Measures and weights	
Core type	UI 39/10,2
Weight	0.32 kg



Subjects to change.