

HO 24 W/830

LUMILUX T5 HO | Tubular fluorescent lamps 16 mm, high output



Areas of application

- Industry
- Public buildings
- Offices
- Tunnels, underpasses
- Car parks

Product benefits

- Excellent luminous flux
- Up to 20 % more economical than LUMILUX T8
- Up to 50 % smaller volume than comparable T8 lamps
- Natural colors

Product features

- Very good lumen maintenance: 90 % throughout the service lifetime of the lamp
- Long average lifetime: up to 24,000 h (with QUICKTRONIC ECG)
- Good color rendering group: 1B (R_a : 80...89)
- Dimmable



Product datasheet

Technical data

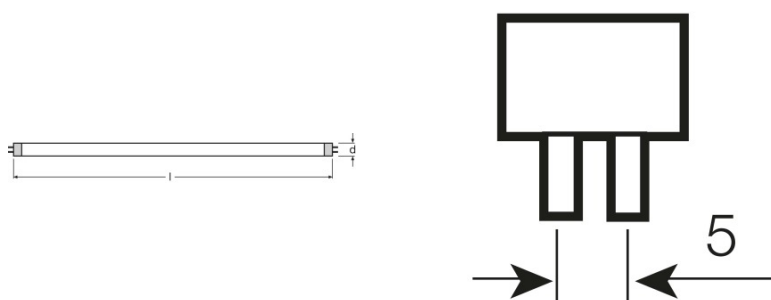
Electrical data

Nominal wattage	22.50 W
Rated lamp efficacy (HF data 25 °C)	Under clarification by authority and standardization body
Rated lamp efficacy (standard condition)	78 lm/W
Rated wattage	22.50 W

Photometrical data

Color rendering index Ra	≥80
Rated luminous flux	1750 lm
Luminous flux at 25 °C	1750 lm
Luminous flux at 35 °C	2000 lm
Light color	830
Color temperature	3000 K
Nominal luminous flux	1750 lm
Light color as per EN 12464-1	LUMILUX Warm White
Rated LLMF at 2,000 h	0.95
Rated LLMF at 4,000 h	0.92
Rated LLMF at 6,000 h	0.91
Rated LLMF at 8,000 h	0.90
Rated LLMF at 12,000 h	0.90
Rated LLMF at 16,000 h	0.90
Rated LLMF at 20,000 h	0.89

Dimensions & weight



Tube diameter	16 mm
Length	549.0 mm
Length with base excl. base pins/connection	549.00 mm

Product datasheet

Diameter	16.0 mm
Maximum diameter	16.0 mm

Temperatures

Rated ambient temp.w.max.luminous flux	35.0 °C
--	---------

Lifespan

Service life	19000 h ¹⁾
Lifespan	24000 h ¹⁾
Rated lamp survival factor at 2,000 h	0.99
Rated lamp survival factor at 4,000 h	0.99
Rated lamp survival factor at 6,000 h	0.99
Rated lamp survival factor at 8,000 h	0.99
Rated lamp survival factor at 12,000 h	0.99
Rated lamp survival factor at 16,000 h	0.97
Rated lamp survival factor at 20,000 h	0.85
Operation mode LLMF/LSF	HF
Rated lamp life time	24000 h
Nominal lamp life time	24000 h

¹⁾ With preheat ECG

Additional product data

Base (standard designation)	G5
Lamp mercury content	1.5 mg
Appropriate disposal acc. to WEEE	Yes
Footnote only for product	Suitable for ECG operation only/Lamp designed for internal luminaire temperatures of 30...40 °C; optimum luminous flux achieved at 35 °C

Capabilities

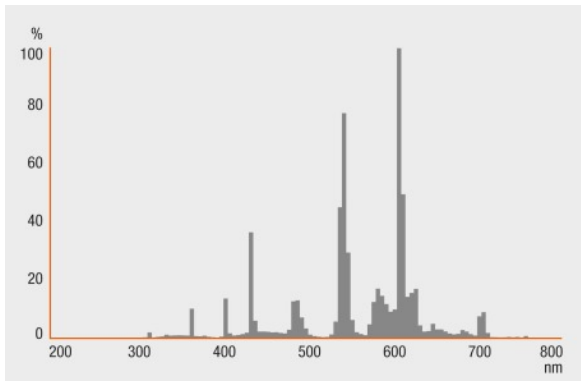
Dimmable	Yes
Suitable for indoor	Yes

Certificates & standards

Energy efficiency class	A+
Energy consumption	25 kWh/1000h

Light Distribution

Product datasheet



Spectral power distribution

System guarantee

OSRAM System+ Guarantee in combination with OSRAM ECGs

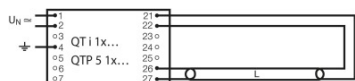


Guarantee

Safety advice

In case of lamp breakage: www.osram.com/brokenlamp

Product datasheet



Circuit diagram



Circuit diagram

Logistical Data

Product code	Product description	Packaging unit (Pieces/Unit)	Dimensions (height x width x length)	Volume	Gross weight
4050300453507	HO 24 W/830	Shipping carton box 40	194 mm x 88 mm x 600 mm	10.24 dm ³	2485.00 g
4050300591674	HO 24 W/830	Shipping carton box 20	110 mm x 90 mm x 587 mm	5.81 dm ³	1473.00 g

The mentioned product code describes the smallest quantity unit which can be ordered. One shipping unit can contain one or more single products. When placing an order, for the quantity please enter single or multiples of a shipping unit.

References / Links

For more information on QUICKTRONIC electronic control gear go to

▶ www.osram.com/QUICKTRONIC

Disclaimer

Subject to change without notice. Errors and omission excepted. Always make sure to use the most recent release.

HO 24 W/830

LUMILUX T5 HO | Tubular fluorescent lamps 16 mm, high output

Product name	Product name ECG	EAN	Nominal current	Nominal wattage + Power loss	Luminous flux at 35 °C	Number of lighting outlets
HO 24 W/830	QT-ECO 1x18-24/220-240 L	4050300660417	0.15 A	20.00 W	1600 lm	1
	QT-ECO 1x18-24/220-240 S	4050300638560	0.15 A	20.00 W	1600 lm	1
	QT-FIT 5/8 1x18-39	4008321873927	0.13 A	28.00 W	1750 lm	1
	QT-FIT 5/8 2x18-39	4008321873903	0.24 A	53.00 W	1750 lm	2
	QTi 1x14/24/21/39 GII	4008321383334	0.12 A	26.00 W	1750 lm	1
	QTi 1x14/24 DIM	4050300870922	0.11 A	26.00 W	1750 lm	1
	QTi 2x14/24/21/39 GII	4008321383396	0.23 A	50.00 W	1750 lm	2
	QTi 2x14/24 DIM	4050300870946	0.22 A	50.00 W	1750 lm	2
	QTi 3x14/24 DIM	4008321069719	0.32 A	74.00 W	1750 lm	3
	QTi 4x14/24 DIM	4008321069993	0.43 A	98.00 W	1750 lm	4
	QTi DALI 1x14/24 DIM	4050300870380	0.11 A	25.30 W	1750 lm	1
	QTi DALI 2x14/24 DIM	4050300870861	0.22 A	49.30 W	1750 lm	2
	QTi DALI 3x14/24 DIM	4008321069955	0.32 A	73.40 W	1750 lm	3
	QTi DALI 4x14/24 DIM	4008321070036	0.43 A	97.60 W	1750 lm	4
	QT-M 2x26-42/220-240 S	4008321110022	0.23 A	54.00 W	3500 lm	2
	QTP5 1x24-39	4008321329110	0.12 A	26.00 W	1750 lm	1
	QTP5 2x24-39	4008321329417	0.23 A	49.00 W	1750 lm	2
	QTP-M 1x26-42	4008321329134	0.12 A	25.00 W	1750 lm	1

Product datasheet

Product name	Product name ECG	EAN	Nominal current	Nominal wattage + Power loss	Luminous flux at 35 °C	Number of lighting outlets
	QTP-M 2x26-32	4008321329158	0.23 A	49.00 W	1750 lm	2
	QTP-OPTIMAL 1x18-40	4008321873743	0.13 A	28.00 W	1750 lm	1
	QTP-OPTIMAL 2x18-40	4008321873767	0.24 A	52.00 W	1750 lm	2