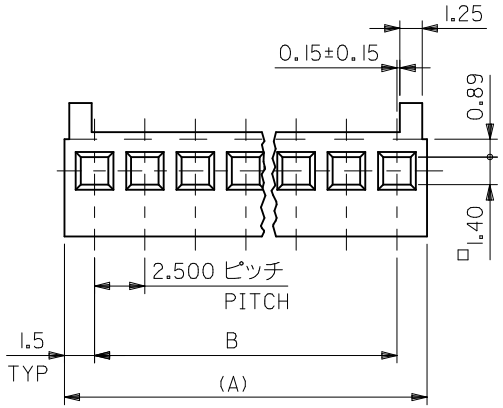

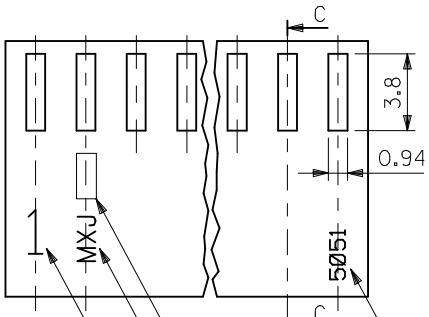

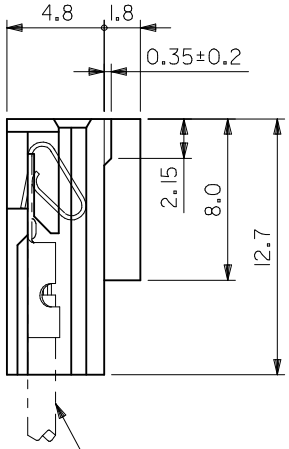

注)
NOTE.

1. そりは長さ25．4mmに対して0．2mmMAX．
   CAMBER MUST BE WITHIN 0.2 MAX. PER 25.4.
2. (　) 寸法は参考値
   DIMENSION SHOWN IN ( ) ARE REFERENCE.
3. サーキットNO．1のみ表示　但し2極の場合は
   MX－Jマーク側が1となる
   WHEN 2 CIRCUITS HOUSING TRADE MARK SIDE IN NO.1 CIRCUIT.

サーキットNO．（注3参照）
CIRCUIT NO.(1 ONLY) SEE NOTE 3.

ターミナル#2759又は#5159
TERMINAL #2759 OR #5159

MT'L. NYLON 66(94V-0)

MATERIAL NO.	PART NO.	極数 N	B	(A)
5051-20	22-01-1202	20	47.50±0.30	50.50
-16	-1162	16	37.50±0.25	40.50
-15	-1152	15	35.00±0.20	38.00
-14	-1142	14	32.50±0.20	35.50
-13	-1132	13	30.00±0.20	33.00
-12	-1122	12	27.50±0.20	30.50
-11	-1112	11	25.00±0.15	28.00
-10	-1102	10	22.50±0.15	25.50
-09	-1092	9	20.00±0.15	23.00
-08	-1082	8	17.50±0.15	20.50
-07	-1072	7	15.00±0.15	18.00
-06	-1062	6	12.50±0.10	15.50
-05	-1052	5	10.00±0.10	13.00
-04	-1042	4	7.50±0.10	10.50
-03	-1032	3	5.00±0.10	8.00
5051-02	22-01-1022	2	2.50±0.08	5.50

MODEL NO. 5051-N

REVISED
EC NO: J2009-0064
DRWN:NAKAMURAA 2008/08/01
CH'KD:T. HARUYAMA 2008/08/01
APPR:NUKITA 2008/12/19
REV: K
DESCRIPTION

GENERAL TOLERANCES (UNLESS SPECIFIED)

10 UNDER	±0.25
10 OVER 30 UNDER	±0.3
30 OVER	±0.35
ANGULAR ±3 °	

DRAFT WHERE APPLICABLE MUST REMAIN WITHIN DIMENSIONS

DIMENSION STYLE: MM ONLY
SCALE: 4:1
DESIGN UNITS: METRIC
THIRD ANGLE PROJECTION

DRAWN BY: K.KOHAMA DATE: '00/3/28
CHECKED BY: T.YAMAGUCHI DATE: '00/3/30
APPROVED BY: M.FUKUSHIMA DATE: '00/3/30

TITLE: 2.50/(.098) CENTERS KK POLZG HSG

MOLEX INCORPORATED

MATERIAL NO.: SEE TABLE
DOCUMENT NO.: SD-5051-001
SHEET NO.: 1 OF 1
SIZE: A3

THIS DRAWING CONTAINS INFORMATION THAT IS PROPRIETARY TO MOLEX INCORPORATED AND SHOULD NOT BE USED WITHOUT WRITTEN PERMISSION