

Base strip - EMC 1,5/11-G-3,5 - 1897186

Please be informed that the data shown in this PDF Document is generated from our Online Catalog. Please find the complete data in the user's documentation. Our General Terms of Use for Downloads are valid (<http://phoenixcontact.com/download>)

Header, Nominal current: 8 A, Rated voltage (III/2): 160 V, Number of positions: 11, Pitch: 3.5 mm, Color: green, Contact surface: Tin, Mounting: Press-in




The figure shows a 10-position version of the product

Why buy this product

- Press-in tools available on request
- Pin strips with ERNI-PRESS flexible press-in zone
- Plug-in direction horizontal and vertical to the PCB
- Processing according to EN 60352-5



Key commercial data

Packing unit	50 pc
GTIN	 4 017918 166328
Weight per Piece (excluding packing)	3.56 g
Custom tariff number	85369010
Country of origin	Poland
Note	Made to Order (non-returnable)

Technical data

Dimensions

Length	10.7 mm
Pitch	3.5 mm
Dimension a	35 mm
Pin dimensions	0,8 x 0,8 mm
Hole diameter	1.45 mm

General

Range of articles	EMC 1,5/...-G
Insulating material group	IIIa
Rated surge voltage (III/3)	2.5 kV

Base strip - EMC 1,5/11-G-3,5 - 1897186

Technical data

General

Rated surge voltage (III/2)	2.5 kV
Rated surge voltage (II/2)	2.5 kV
Rated voltage (III/3)	160 V
Rated voltage (III/2)	160 V
Rated voltage (II/2)	250 V
Connection in acc. with standard	EN-VDE
Nominal current I _N	8 A
Maximum load current	8 A
Insulating material	PBT
Inflammability class according to UL 94	V0
Color	green
Number of positions	11

Classifications

eCl@ss

eCl@ss 4.0	272607xx
eCl@ss 4.1	27260701
eCl@ss 5.0	27260701
eCl@ss 5.1	27260701
eCl@ss 6.0	27260704
eCl@ss 7.0	27440402
eCl@ss 8.0	27440402

ETIM

ETIM 3.0	EC001121
ETIM 4.0	EC002637
ETIM 5.0	EC002637

UNSPSC

UNSPSC 6.01	30211810
UNSPSC 7.0901	39121409
UNSPSC 11	39121409
UNSPSC 12.01	39121409
UNSPSC 13.2	39121409

Approvals

Approvals

Base strip - EMC 1,5/11-G-3,5 - 1897186

Approvals

Approvals

UL Recognized / cUL Recognized / EAC / cULus Recognized

Ex Approvals

Approvals submitted

Approval details

UL Recognized		
	B	D
Nominal current IN	8 A	8 A
Nominal voltage UN	300 V	300 V

cUL Recognized		
	B	D
Nominal current IN	8 A	8 A
Nominal voltage UN	300 V	300 V

EAC

cULus Recognized		
------------------	--	--

Accessories

Accessories

Coding element

Coding profile - CP-MSTB - 1734634

Coding profile, is inserted into the slot on the plug or inverted header, red insulating material



Base strip - EMC 1,5/11-G-3,5 - 1897186

Accessories

Labeled terminal marker

Marker card - SK 3,5/2,8:FORTL.ZAHLEN - 0804073



Marker card, Card, white, labeled, Horizontal: Consecutive numbers 1 - 10, 11 - 20, etc. up to 91 - 99, Mounting type: Adhesive, for terminal block width: 3.5 mm, Lettering field: 3.5 x 2.8 mm

Assembly adapters - EMC 1,5-SH - 1877258



Stamp holder, for upper and lower stamp

Additional products

Printed-circuit board connector - MCVW 1,5/11-ST-3,5 - 1862946



Plug component, Nominal current: 8 A, Rated voltage (III/2): 160 V, Number of positions: 11, Pitch: 3.5 mm, Connection method: Screw connection, Color: green, Contact surface: Tin

Printed-circuit board connector - MCVR 1,5/11-ST-3,5 - 1863246



Plug component, Nominal current: 8 A, Rated voltage (III/2): 160 V, Number of positions: 11, Pitch: 3.5 mm, Connection method: Screw connection, Color: green, Contact surface: Tin

Printed-circuit board connector - MC 1,5/11-ST-3,5 - 1840450

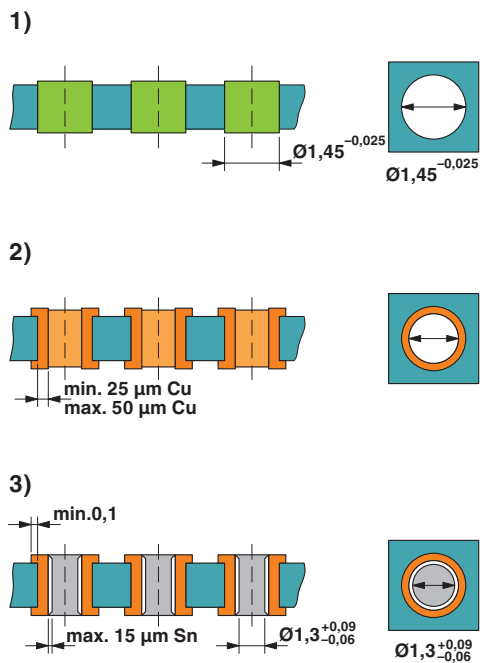


Plug component, Nominal current: 8 A, Rated voltage (III/2): 160 V, Number of positions: 11, Pitch: 3.5 mm, Connection method: Screw connection, Color: green, Contact surface: Tin

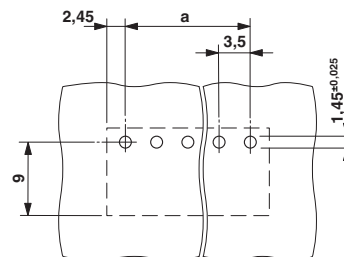
Drawings

Base strip - EMC 1,5/11-G-3,5 - 1897186

Drilling diagram



Drilling diagram



Drill hole layout in FR4 or EP-GC basic material

Dimensioned drawing

