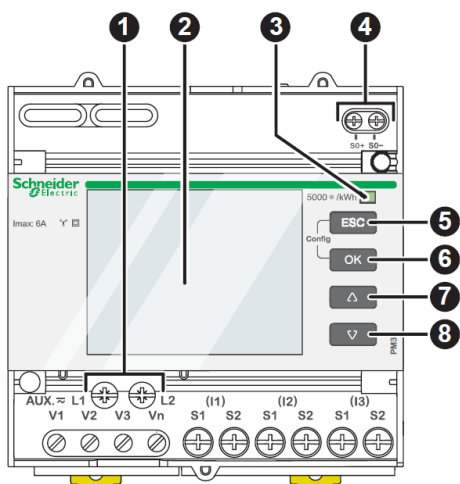




Power Meter Series PM3200



Power Meter Series PM3255



Front of meter parts

- 1 Control power
- 2 Display with white backlight
- 3 Flashing yellow meter indicator (to check accuracy)
- 4 Pulse output for remote transfer (PM3210)
- 5 ESC Cancellation
- 6 OK Confirmation
- 7 Δ Up
- 8 ▾ Down

This PowerLogic Power meter offers basic to advanced measurement capabilities. With compact size and DIN rail mounting, the PM3200 allows mains and feeders monitoring in small electrical cabinets. Combined with current transformers and voltage transformers, these meters can monitor 2-, 3- and 4-wire systems. The graphic display has intuitive navigation to easily access important parameters.

Four versions are available offering basic to advanced applications:

- PM3200
 - Electrical parameters I, In, U, V, PQS, E, PF, Hz
 - Power/current demand
 - Min/max.
- PM3210
 - Electrical parameters I, In, U, V, PQS, E, PF, Hz, THD
 - Power/current demand, peak demand
 - Min/max.
 - 5 timestamped alarms
 - kWh pulse output
- PM3250
 - Electrical parameters I, In, U, V, PQS, E, PF, Hz, THD
 - Power/current demand, peak demand
 - Min/max.
 - 5 timestamped alarms
 - LED to indicate communications
 - RS485 port for Modbus communication
- PM3255
 - Electrical parameters I, In, U, V, PQS, E, PF, Hz, THD
 - Power/current demand and peak demand
 - Min/max. and 15 timestamped alarms
 - LED to indicate communications
 - Up to 4 tariffs management
 - 2 digital inputs, 2 digital outputs
 - Memory for load profile (demand 10mn to 60mn)
 - RS485 port for Modbus communication

- Innovative design makes the meters smart and simple:
- Easy to install for panel builders
- Easy to commission for contractors and installers
- Easy to operate for end users

Applications

Cost management applications

- Bill checking
- Sub-billing, including WAGES view
- Cost allocation, including WAGES view

Network management applications

- Panel instrumentation
- Up to 15 onboard timestamped alarms to monitor events
- Easy integration with PLC system by input/output interface

Market segments

- Buildings
- Industry
- Data centres and networks
- Infrastructure (airports, road tunnels, telecom)

Part numbers

Meter model and description	Performance	Part no.
PM3200 basic power meter	Basic power meter	METSEPM3200
PM3210 power meter with pulse output	Power, current, THD, peak demand	METSEPM3210
PM3250 power meter with RS485 port	Power, current, THD, peak demand	METSEPM3250
PM3255 power meter plus 2 digital inputs, 2 digital outputs with RS485 port	Power, current, THD, peak demand, memory for load profile	METSEPM3255

Function guide	PM3200 Range			
	PM3200	PM3210	PM3250	PM3255
Performance standard				
IEC61557-12 PMD/Sx/K55/0.5	■	■	■	■
General				
Use on LV and HV systems	■	■	■	■
Number of samples per cycle	32	32	32	32
CT input 1A/5A	■	■	■	■
VT input	■	■	■	■
Multi-tariff	4	4	4	4
Multi-lingual backlit display	■	■	■	■
Instantaneous rms values				
Current, voltage	■	■	■	■
Active, reactive, apparent power	■	■	■	■
Power factor	■	■	■	■
Energy values				
Active, reactive and apparent energy; import and export	■	■	■	■
Demand value				
Current, power (active, reactive, apparent) demand; present	■	■	■	■
Current, power (active, reactive, apparent) demand; peak		■	■	■
Power quality measurements				
THD Current and voltage		■	■	■
Data recording				
Min/max of the instantaneous values	■	■	■	■
Power demand logs				■
Energy consumption log (day, week, month)				■
Alarms with time stamping		5	5	15
Digital inputs/digital outputs		0/1		2/2
Communication				
RS-485 port			■	■
Modbus protocol			■	■



Power Meter Series PM3210

Connectivity advantages	
Programmable digital input	External tariff control signal (4 tariffs) Remote Reset partial counter External status like breaker status Collect WAGES pulses
Programmable digital output	Alarm (PM3255) kWh pulses
Graphic LCD display	Backlit graphic display allows smart navigation in relevant information and in multi languages
Communication	Modbus RS485 with screw terminals allows connection to a daisy chain

Specifications	PM3200 Range
Type of measurement	True rms up to the 15th harmonic on three-phase (3P,3P+N) and single-phase AC systems. 32 samples per cycle
Measurement accuracy	
Current with x/5A CTs	0.3% from 0.5A to 6A
Current with x/1A CTs	0.5% from 0.1A to 1.2A
Voltage	0.3% from 50V to 330V (Ph-N), from 80V to 570V (Ph-Ph)
Power factor	±0.005 from 0.5A to 6A with x/5A CTs; from 0.1A to 1.2A with x/1A CTs and from 0.5L to 0.8C
Active/Apparent Power with x/5A CTs	Class 0.5
Active/Apparent Power with x/1A CTs	Class 1
Reactive power	Class 2
Frequency	0.05% from 45 to 65Hz
Active energy with x/5A CTs	IEC62053-22 Class 0.5s
Active energy with x/1A CTs	IEC62053-21 Class 1
Reactive energy	IEC62053-23 Class 2
Data update rate	
Update rate	1s
Input-voltage characteristics	
Measured voltage	50V to 330V AC (direct / VT secondary Ph-N) 80V to 570V AC (direct / VT secondary Ph-Ph) up to 1MV AC (with external VT)
Frequency range	45Hz to 65Hz
Input-current characteristics	
CT primary	Adjustable from 1A to 32767A
CT secondary	1A or 5A
Measurement input range with x/5A CTs	0.05A to 6A
Measurement input range with x/1A CTs	0.02A to 1.2A
Permissible overload	10A continuous, 20A for 10s/hour
Control Power	
AC	100/173 to 277/480V AC (+/-20%), 3W/5VA; 45Hz to 65Hz
DC	100 to 300V DC, 3W
Input	
Digital inputs (PM3255)	11 to 40V DC, 24V DC nominal, <=4mA maximum burden, 3.5kVrms insulation
Output	
Digital output (PM3210)	Optocoupler, polarity sensitive, 5 to 30V, 15mA max, 3.5kVrms insulation
Digital outputs (PM3255)	Solid state relay, polarity insensitive, 5 to 40V, 50mA max, 50Ω max, 3.5kVrms insulation

Specifications (continued)	PM3200 Range
Mechanical characteristics	
Weight	0.26kg
IP degree of protection (IEC60529)	IP40 front panel, IP20 meter body
Dimension	90 x 95 x 70mm
Environmental conditions	
Operating temperature	-25 °C to +55 °C
Storage temperature	-40 °C to +85 °C
Humidity rating	5 to 95% RH at 50°C (non-condensing)
Pollution degree	2
Metering category	III, for distribution systems up to 277/480VAC
Dielectric withstand	As per IEC61010-1, Doubled insulated front panel display
Altitude	3000m max
Electromagnetic compatibility	
Electrostatic discharge	Level IV (IEC61000-4-2)
Immunity to radiated fields	Level III (IEC61000-4-3)
Immunity to fast transients	Level IV (IEC61000-4-4)
Immunity to surge	Level IV (IEC61000-4-5)
Conducted immunity	Level III (IEC61000-4-6)
Immunity to power frequency magnetic fields	0.5mT (IEC61000-4-8)
Conducted and radiated emissions	Class B (EN55022)
Safety	
	CE as per IEC61010-1 ⁽¹⁾
Communication	
RS485 port	Half duplex, from 9600 up to 38400 bauds, Modbus RTU (double insulation)
Display characteristics	
Dimensions (VA)	43mm x 34.6mm
Display resolution	128 x 96 dots
Standard compliance	
	IEC61557-12, EN61557-12 IEC61010-1, UL61010-1 IEC62052-11, IEC62053-21, IEC62053-22, IEC62053-23 EN50470-1, EN50470-3

(1) Protected throughout by double insulation



Power Meter Series PM3250

Multi-tariff capability

The PM3200 range allows arrangement of kWh consumption in four different registers. This can be controlled by:

- Digital Inputs. Signal can be provided by PLC or utilities
- Internal clock programmable by HMI
- Through communication

This function allows users to:

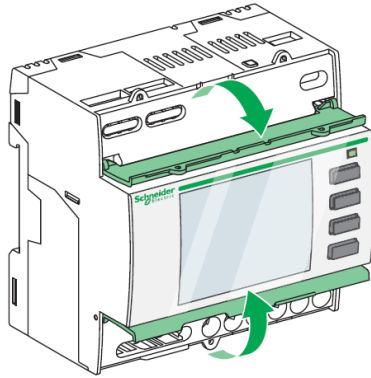
- Make tenant metering for dual source applications to differentiate backup source or utility source
- Understand well the consumption during working time and non working time, and between working days and weekends
- Follow up feeders consumption in line with utility tariff rates



Power Meter Series PM3200

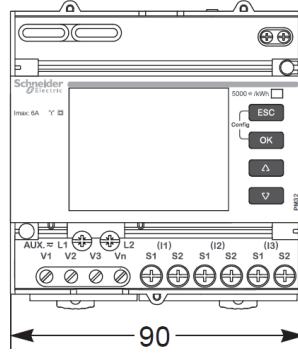
Dimensions and connection

PM3200 series dimensions

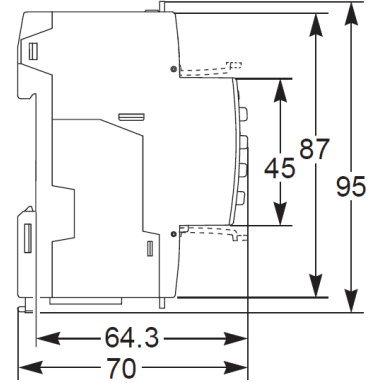


PM3200 top and lower flaps

PB105302



mm



PM3200 series easy installation

PB105446

