




Datasheet

Sealed Miniature Toggle




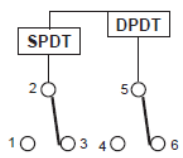
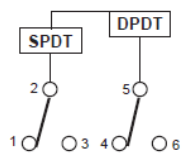
RS Stock number 448-1223

Number of Poles/Dimensions

		A	B	C
1	SPDT  2 Comm. 1 3	5,08 mm	8,13 mm	8,64 mm
2	DPDT  2 Comm. 5 Comm. 1 3 4 6	9,14 mm	8,13 mm	8,64 mm

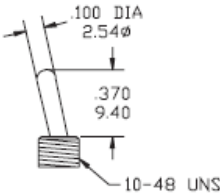


Electrical Functions

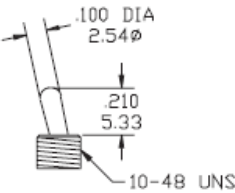
			
1	on	none	on
2	on	none	(on)
3	on	off	on
4	(on)	off	(on)
5	on	off	(on)
		open	

Actuators

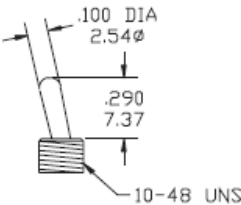
N - ROUND TOGGLE



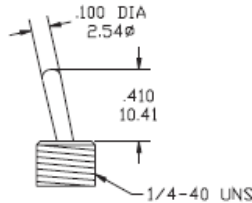
N2 - ROUND TOGGLE



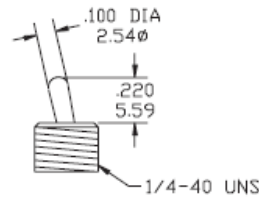
N3 - ROUND TOGGLE



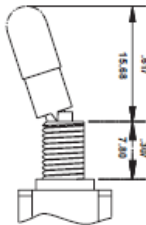
N4 - ROUND TOGGLE



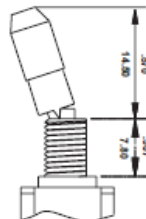
N5 - ROUND TOGGLE



LK - LOCKING LEVER

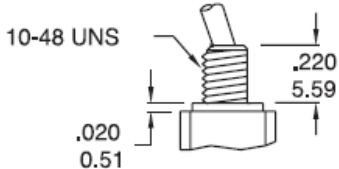


LK1 - LOCKING LEVER

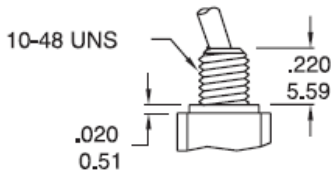
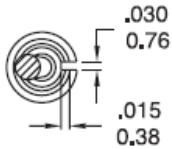


Bushing

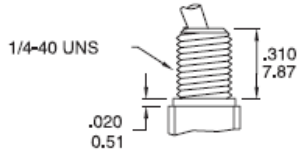
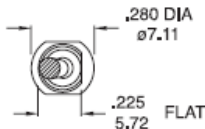
F1 - THREADED
F2 - UNTHREADED



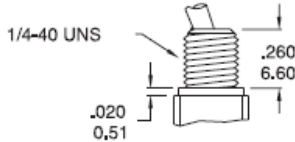
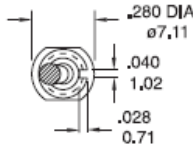
F3 - THREADED
F4 - UNTHREADED



B1 - THREADED
B2 - UNTHREADED



B3 - THREADED
B4 - UNTHREADED



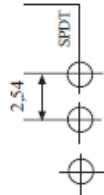
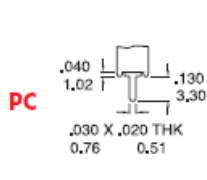
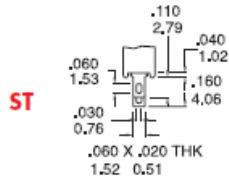
Sealing



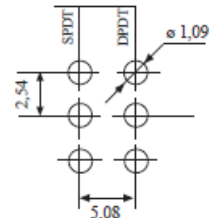
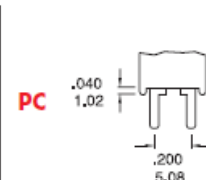
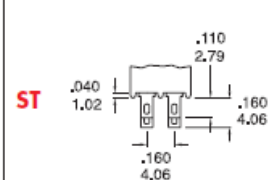
E

Terminations

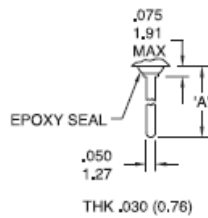
For single pole



For double pole

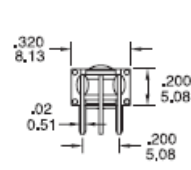
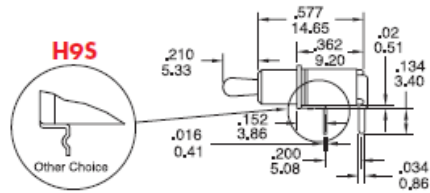
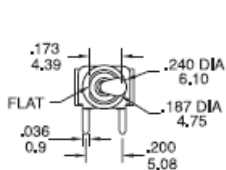


W5



Dim. A
W5 .600 (15.24)

H9 SPDT

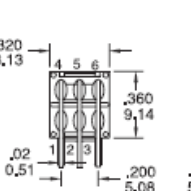
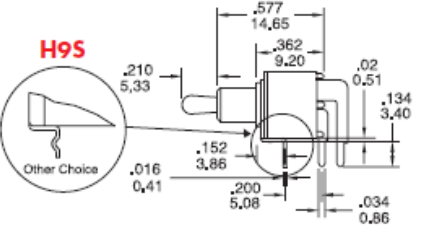
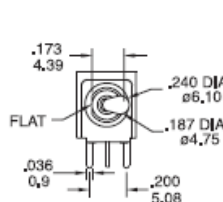


P.C. LAYOUT

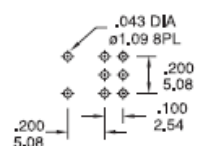


Part N° shown: 2A11-N2F2H9AE

H9 DPDT

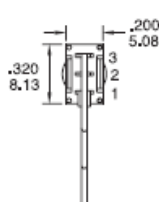
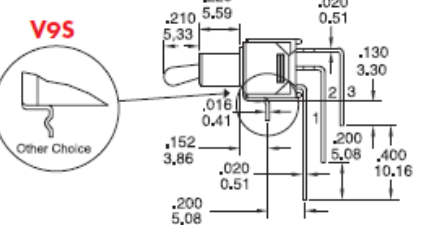
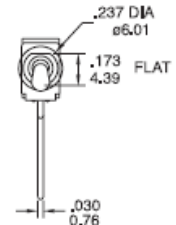


P.C. LAYOUT

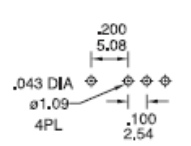


Part N° shown: 2A21-N2F2H9AE

V9 SPDT

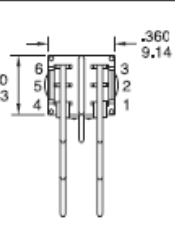
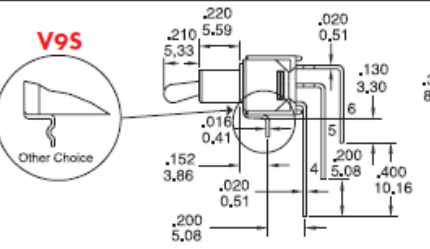
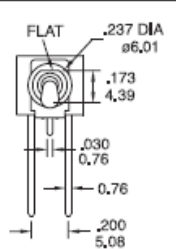


P.C. LAYOUT

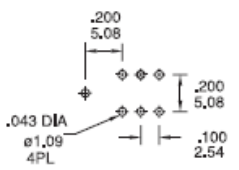


Part N° shown: 2A11-N2F2V9AE

V9 DPDT



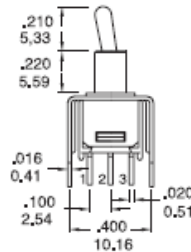
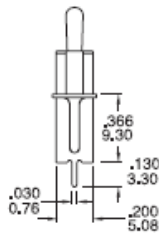
P.C. LAYOUT



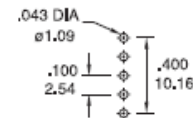
Part N° shown: 2A21-N2F2V9AE

Terminations

U2
SPDT

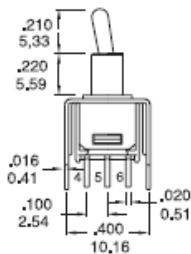
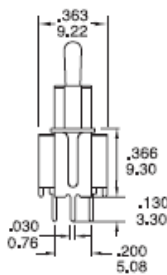


P.C. LAYOUT



Part N° shown: 2A11-N2F2U2AE

U2
DPDT



P.C. LAYOUT



Part N° shown: 2A21-N2F2U2AE

Contact Materials – Contact Ratings

- S** **Moving Contacts:** coin silver, silver plated
Terminals: brass, silver plated
Rating: 3 Amps @ 120 VAC or 28 VDC
1.5 Amps @ 250 VAC
- A** **Moving Contacts:** brass with gold plate over nickel plate
Terminals: brass with gold plate over nickel plate
Rating: 0.4 Volts/Amps max @ 20 VAC or DC max
- G** **Moving Contacts:** coin silver gold plated
Terminals: brass silver plated and gold plated
Note: **G** option used for either "high" (2 Amps @ 250 VAC) or "low" (0.4 Volts/Amps max) contact rating (one exclude the other)
- K** **Moving Contacts:** copper alloy with gold plating over nickel plating
Terminals: copper alloy with gold plating over nickel plating
Rating: 0.4 Volts/Amps max @ 20 Volts max (AC or DC)