

Printed-circuit board connector - MSTBC 2,5/11-STZF-5,08 - 1809828

Please be informed that the data shown in this PDF Document is generated from our Online Catalog. Please find the complete data in the user's documentation. Our General Terms of Use for Downloads are valid (<http://phoenixcontact.com/download>)

Plug component, Nominal current: 12 A, Rated voltage (III/2): 320 V, Number of positions: 11, Pitch: 5.08 mm, Connection method: Crimp connection, Color: green, Corresponding female crimp contacts with current [A] and conductor cross section range [mm²] data: 10A/MSTBC-MT 0,5-1,0 (3190564); 10A/MSTBC-MT 0,5-1,0 BA (3190645); 12A/MSTBC-MT 1,5-2,5 (3190551); 12A/MSTBC-MT 1,5-2,5 BA (3190658). BA = Bandkontakte




The illustration shows a 15-position version

Why buy this product

- Plug-in direction parallel to the conductor axis
- Low design height of the MSTBC 2,5 plug range
- Compatible with MSTB 2,5 headers, IC 2,5 and ICC 2,5 plugs
- For conductor cross sections from 1.5 to 2.5 mm² (16 - 14 AWG) and currents up to 12 A



Key commercial data

Packing unit	50 pc
GTIN	 4 017918 047962
Weight per Piece (excluding packing)	6.75 g
Custom tariff number	85472000
Country of origin	Poland
Note	Made to Order (non-returnable)

Technical data

Dimensions

Pitch	5.08 mm
Dimension a	50.8 mm

General

Range of articles	MSTBC 2,5/..-STZF
Insulating material group	I
Rated surge voltage (III/3)	4 kV
Rated surge voltage (III/2)	4 kV
Rated surge voltage (II/2)	4 kV
Rated voltage (III/3)	320 V

Printed-circuit board connector - MSTBC 2,5/11-STZF-5,08 - 1809828

Technical data

General

Rated voltage (III/2)	320 V
Rated voltage (II/2)	630 V
Connection in acc. with standard	EN-VDE
Nominal current I _N	12 A
Nominal cross section	2.5 mm ²
Maximum load current	12 A
Insulating material	PA
Inflammability class according to UL 94	V0
Number of positions	11

Connection data

Conductor cross section stranded min.	0.5 mm ²
Conductor cross section stranded max.	2.5 mm ²
Conductor cross section AWG/kcmil min.	20
Conductor cross section AWG/kcmil max	14
Minimum AWG according to UL/CUL	20
Maximum AWG according to UL/CUL	14

Classifications

eCl@ss

eCl@ss 4.0	272607xx
eCl@ss 4.1	27260701
eCl@ss 5.0	27260701
eCl@ss 5.1	27260701
eCl@ss 6.0	27260704
eCl@ss 7.0	27440402
eCl@ss 8.0	27440309

ETIM

ETIM 3.0	EC001121
ETIM 4.0	EC002638
ETIM 5.0	EC002638

UNSPSC

UNSPSC 6.01	30211810
UNSPSC 7.0901	39121409
UNSPSC 11	39121409
UNSPSC 12.01	39121409
UNSPSC 13.2	39121409

Printed-circuit board connector - MSTBC 2,5/11-STZF-5,08 - 1809828

Approvals

Approvals


Approvals


CSA / UL Recognized / VDE Gutachten mit Fertigungsüberwachung / cUL Recognized / IEC60335-1 CB Scheme / CCA / cULus Recognized


Ex Approvals

Approvals submitted

Approval details

CSA 	
mm ² /AWG/kcmil	20-14
Nominal current I _N	10 A
Nominal voltage U _N	300 V

UL Recognized 		
	B	D
mm ² /AWG/kcmil	20-14	20-14
Nominal current I _N	10 A	10 A
Nominal voltage U _N	250 V	300 V

VDE Gutachten mit Fertigungsüberwachung 	
mm ² /AWG/kcmil	0.5-1.0
Nominal current I _N	10 A
Nominal voltage U _N	250 V

Printed-circuit board connector - MSTBC 2,5/11-STZF-5,08 - 1809828

Approvals

cUL Recognized		
	B	D
mm ² /AWG/kcmil	20-14	20-14
Nominal current I _N	10 A	10 A
Nominal voltage U _N	250 V	300 V

IECEE CB Scheme	
mm ² /AWG/kcmil	0.5-1.0
Nominal current I _N	10 A
Nominal voltage U _N	250 V

CCA	
mm ² /AWG/kcmil	0.5-1.0
Nominal current I _N	10 A
Nominal voltage U _N	250 V

cULus Recognized	
------------------	--

Accessories

Accessories

Coding element

Coding profile - CP-MSTB - 1734634

Coding profile, is inserted into the slot on the plug or inverted header, red insulating material



Crimp contact

Printed-circuit board connector - MSTBC 2,5/11-STZF-5,08 - 1809828

Accessories

Accessories - MSTBC-MT 0,5-1,0 - 3190564



Module female contact, is inserted into the plug housing MSTBC after crimping the conductor, for conductors from 0.5 to 1.0 mm²

Accessories - MSTBC-MT 0,5-1,0 BA - 3190645



Module female contact, is inserted into the MSTBC connector shell after the conductor has been crimped, for conductors from 0.5 - 1.0 mm², ribbon contact

Accessories - MSTBC-MT 1,5-2,5 - 3190551



Module female contact, is inserted into the plug housing MSTBC after crimping the conductor, for conductors from 1.5 to 2.5 mm²

Female insert - MSTBC-MT 1,5-2,5 BA - 3190658



Module female contact, is inserted into the MSTBC connector shell after the conductor has been crimped, for conductors from 1.5 - 2.5 mm², ribbon contact

Crimping tool

Crimping pliers - CRIMPFOX MT 2,5 - 1204038



Crimping pliers, for crimping conductors to the module female contacts STG-MTN, crimp range: 0.5-2.5 mm², AWG: 20-14

Labeled terminal marker

Printed-circuit board connector - MSTBC 2,5/11-STZF-5,08 - 1809828

Accessories

Marker card - SK 5,08/3,8:FORTL.ZAHLEN - 0804293



Marker card, Card, white, labeled, Horizontal: Consecutive numbers 1 - 10, 11 - 20, etc. up to 91 - (99)100, Mounting type: Adhesive, for terminal block width: 5.08 mm, Lettering field: 5.08 x 3.8 mm

Screwdriver tools

Screwdriver - SZS 0,4X2,5 VDE - 1205037



Screwdriver, slot-headed, VDE insulated, size: 0.4 x 2.5 x 80 mm, 2-component grip, with non-slip grip

Strain relief - STZ 2-MSTBC-5,08 - 1810529



Strain relief for snapping into the latching chambers of the plug components, 2-pos., labeling with ZB 6

Strain relief - STZ 4-MSTBC-5,08 - 1810532

Strain relief for snapping into the latching chambers of the plug components, 4-pos., labeling with ZB 6

Strain relief - STZ 8-MSTBC-5,08 - 1810516

Strain relief for snapping into the latching chambers of the plug components, 8-pos., labeling with ZB 6

Strain relief - STZ 12-MSTBC-5,08 - 1810503

Strain relief for snapping into the latching chambers of the plug components, 12-pos., labeling with ZB 6

Printed-circuit board connector - MSTBC 2,5/11-STZF-5,08 - 1809828

Accessories

Accessories - MSTBC-MT 0,2-0,5 - 1879531



Module socket contact, is inserted into the plug housing MSTBC after crimping the conductor, for conductors from 0.2 to 0.5 mm²

Accessories - MSTBC-MT 0,2-0,5 BAND - 1879544



Module socket contact, is inserted into the plug housing MSTBC after crimping the conductor, for conductors from 0.2 to 0.5 mm²

Additional products

Double-level terminal block - UKK 3-MSTB-5,08-PE - 1876615



Double-level terminal block, Nominal current: 12 A, Nominal voltage: 320 V, Cross section: 0.2 mm² - 4 mm², AWG: 24 - 12, Mounting type: NS 35/7,5, NS 35/15, NS 32, Number of positions: 1, Pitch: 5.08 mm, Width: 5.08, Color: green-yellow

Feed-through terminal block - UK 3D-MSTBV-5,08 - 3002131



Feed-through terminal block, Connection method: Special and hybrid connection, Number of positions: 1, Cross section: 0.2 mm² - 4 mm², AWG: 24 - 12, Width: 5.08 mm, Color: gray, Mounting type: NS 32, NS 35/15, NS 35/7,5

Feed-through terminal block - UK 3-MVSTB-5,08 - 3002076



Feed-through terminal block, Nominal current: 12 A, Nominal voltage: 250 V, Cross section: 0.2 mm² - 4 mm², AWG: 24 - 12, Mounting type: NS 32, NS 35/15, NS 35/7,5, Number of positions: 1, Pitch: 5.08 mm, Width: 5.1, Color: gray

Printed-circuit board connector - MSTBC 2,5/11-STZF-5,08 - 1809828

Accessories

Feed-through terminal block - UK 3-MSTB-5,08 - 3002034



Feed-through terminal block, Connection method: Special and hybrid connection, Number of positions: 1, Cross section: 0.2 mm² - 4 mm², AWG: 24 - 12, Width: 5.08 mm, Color: gray, Mounting type: NS 32, NS 35/15, NS 35/7,5

Double-level terminal block - UKK 3-MSTB-5,08 - 2770888



Double-level modular terminal block with COMBICON plug-in zone, nominal current: 12 A, nominal voltage: 250 V, cross section: 0.2 mm² - 4 mm², AWG: 24 - 12, mounting type: NS 35/7.5, NS 35/15, NS 32, pitch: 5.08 mm, width: 5.08, color: gray

Feed-through terminal block - ZFKK 1,5-MSTBV-5,08 - 1873016



Feed-through terminal block, Connection method: Special and hybrid connection, MSTB plug entry, Cross section: 0.2 mm² - 2.5 mm², Width: 5.08 mm, Color: gray, Mounting: NS 35/7,5, NS 35/15

Feed-through terminal block - UK 3-MVSTB-5,08-LA 24RD - 3002102



Feed-through terminal block, Nominal current: 12 A, Nominal voltage: 250 V, Cross section: 0.2 mm² - 4 mm², AWG: 24 - 12, Mounting type: NS 32, NS 35/15, NS 35/7,5, Number of positions: 1, Pitch: 5.08 mm, Width: 5.08, Color: gray

Plug-in block - UMSTBVK 2,5/11-GF-5,08 - 1788017



Plug component, Nominal current: 12 A, Rated voltage (III/2): 320 V, Number of positions: 11, Pitch: 5.08 mm, Connection method: Screw connection, Color: green, Contact surface: Tin, Mounting: DIN rail

Printed-circuit board connector - MSTBC 2,5/11-STZF-5,08 - 1809828

Accessories

Base strip - MVSTBU 2,5/11-GFB-5,08 - 1788431



Plug component, Nominal current: 12 A, Rated voltage (III/2): 320 V, Number of positions: 11, Pitch: 5.08 mm, Connection method: Screw connection, Color: green, Contact surface: Tin, Mounting: Direct mounting

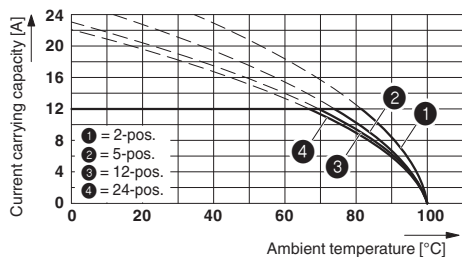
Base strip - MSTBVK 2,5/11-GF-5,08 - 1803044



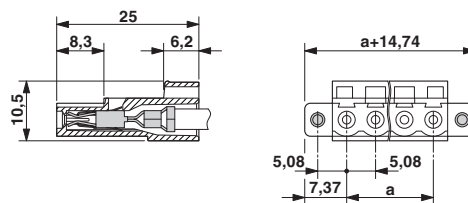
Plug component, Nominal current: 12 A, Rated voltage (III/2): 320 V, Number of positions: 11, Pitch: 5.08 mm, Connection method: Screw connection, Color: green, Contact surface: Tin, Mounting: DIN rail

Drawings

Diagram



Dimensioned drawing



Type: MSTBC 2,5/...-ST-5,08 with MSTBA 2,5/...-G-5,08; contact: MSTBC-MT 1,5 - 2,5