

Pick-off terminal block - AGK 4-UT 35 - 3047138

Please be informed that the data shown in this PDF Document is generated from our Online Catalog. Please find the complete data in the user's documentation. Our General Terms of Use for Downloads are valid (<http://download.phoenixcontact.com>)



Pick-off terminal block, Connection method: Screw connection, Cross section: 0.14 mm² - 6 mm², AWG: 26 - 10, Width: 8.2 mm, Height: 34.7 mm, Color: gray, Mounting type: On base element

Why buy this product

- ✓ The fully insulated, optional use pick-off terminal block enables voltage pick-off
- ✓ Large-surface marking
- ✓ Pick-off terminal block, for snapping into the lateral guide



Key commercial data

Packing unit	50 pc
GTIN	 4 046356 055901
Weight per Piece (excluding packing)	6.41 g
Custom tariff number	85369010
Country of origin	Poland

Technical data

General

Color	gray
Insulating material	PA
Inflammability class according to UL 94	V0
Maximum load current	150 A (the maximum load current must not be exceeded by the total current of all connected conductors)
Rated surge voltage	8 kV
Surge voltage category	III
Insulating material group	I
Connection in acc. with standard	IEC/EN 60079-7
Nominal current I _N	32 A
Nominal voltage U _N	1000 V

Pick-off terminal block - AGK 4-UT 35 - 3047138

Technical data

General

Open side panel	nein
-----------------	------

Dimensions

Length	20.7 mm
Width	8.2 mm

Connection data

Conductor cross section solid min.	0.14 mm ²
Conductor cross section solid max.	6 mm ²
Conductor cross section stranded min.	0.14 mm ²
Conductor cross section stranded max.	4 mm ²
Conductor cross section AWG/kcmil min.	26
Conductor cross section AWG/kcmil max	10
2 conductors with same cross section, solid min.	1.5 mm ²
2 conductors with same cross section, solid max.	16 mm ²
2 conductors with same cross section, stranded min.	1.5 mm ²
2 conductors with same cross section, stranded max.	10 mm ²
2 conductors with same cross section, stranded, ferrules without plastic sleeve, min.	1.5 mm ²
2 conductors with same cross section, stranded, ferrules without plastic sleeve, max.	10 mm ²
2 conductors with same cross section, stranded, TWIN ferrules with plastic sleeve, min.	1.5 mm ²
2 conductors with same cross section, stranded, TWIN ferrules with plastic sleeve, max.	10 mm ²
Connection method	Screw connection
Stripping length	18 mm
Screw thread	M3
Tightening torque, min	0.6 Nm
Tightening torque max	0.8 Nm

Classifications

eCl@ss

eCl@ss 4.0	27141131
eCl@ss 4.1	27141131
eCl@ss 5.0	27141131
eCl@ss 5.1	27141120
eCl@ss 6.0	27141151
eCl@ss 7.0	27141151
eCl@ss 8.0	27141151

Pick-off terminal block - AGK 4-UT 35 - 3047138

Classifications

ETIM

ETIM 2.0	EC000897
ETIM 3.0	EC000897
ETIM 4.0	EC000897
ETIM 5.0	EC002021

UNSPSC

UNSPSC 6.01	30211811
UNSPSC 7.0901	39121410
UNSPSC 11	39121410
UNSPSC 12.01	39121410
UNSPSC 13.2	39121410

Approvals

Approvals

Approvals


UL Recognized / cUL Recognized / GOST / cULus Recognized


Ex Approvals

IECEX / ATEX

Approvals submitted

Approval details

UL Recognized 		
	B	C
mm ² /AWG/kcmil	26-10	26-10
Nominal current I _N	30 A	30 A
Nominal voltage U _N	600 V	600 V


cUL Recognized 		
	B	C
mm ² /AWG/kcmil	26-10	26-10

Pick-off terminal block - AGK 4-UT 35 - 3047138

Approvals

	B	C
Nominal current I _N	30 A	30 A
Nominal voltage U _N	600 V	600 V

GOST 

cULus Recognized 

Drawings

Circuit diagram

