

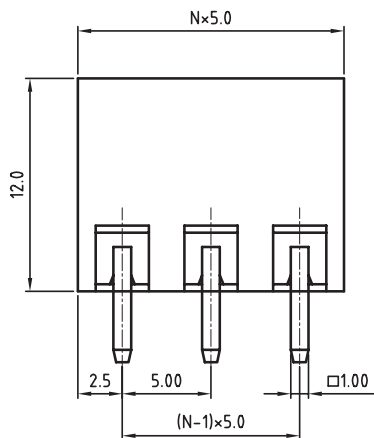
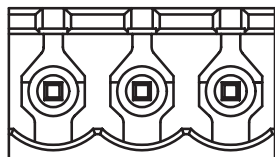
1

2

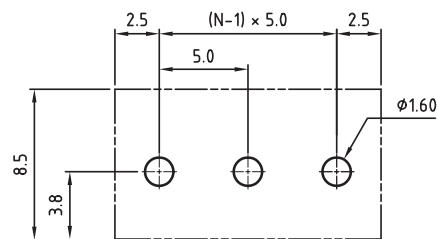
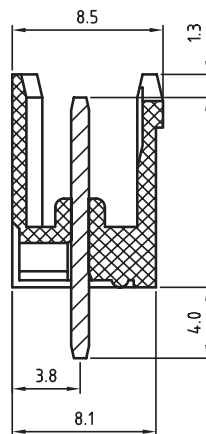
3

4

5



N = Number of contacts



PCB LAYOUT - COMPONENT VIEW

#### TECHNICAL CHARACTERISTICS

MATERIAL  
 INSULATOR: PBT  
 FLAMABILITY RATING: UL94-V0  
 COLOR: GREEN  
 CONTACT: BRASS  
 SOLDER TAIL PLATING: TIN

ENVIRONMENTAL  
 OPERATING TEMPERATURE: -40 UP TO 105°C  
 COMPLIANCE: LEAD FREE AND ROHS

ELECTRICAL	cULus	VDE
CURRENT RATING:	20A	20A
WORKING VOLTAGE:	300VAC	300VAC
WITHSTANDING VOLTAGE:	1.6KV	2.5KV
CONTACT RESISTANCE: □	20 mOhm max	

STANDARD  
 CERTIFIED E315414 / MODEL NUMBER 3117  
 CERTIFIED 40023195 / MODEL NUMBER 3117

MECHANICAL  
 PITCH: 5.00MM

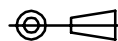
SOLDERING: WAVE PROCESS ONLY

PACKAGING: BOX

SERIE 3117

RoHS Compliant

PROJECTION:



GENERAL TOLERANCE

.X = +/- 0.2

.XX = +/- 0.15



APPROVAL: RJ

UNIT: MM

SCALE:

SHEET: 1/1

DRAW: MARVIN

DESCRIPTION: SERIE 3117 - 5.00MM OPEN VERTICAL PCB HEADER  
 WR-TBL

WERI PART NO: 691 311 700 0xx

SIZE

**A4**

G			
F			
E			
D			
C			
B	13-OCT-09	STANDARD	JP
A□	04-NOV-08□	PDF□ □	JP
REV	DATE	FILE	BY