



Datasheet

Stock No. 102-6124

Delay On Operate, Multi-voltage Timer

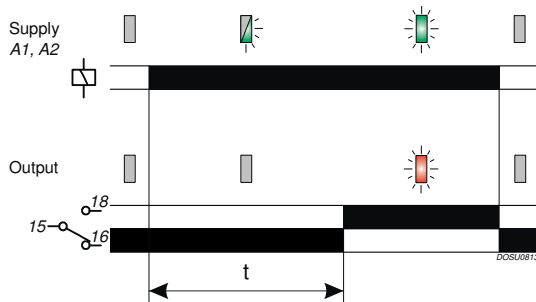


ENGLISH



- ❑ ***NEW*** 17.5mm DIN rail housing
- ❑ Supply Initiated **Delay On Operate** timing function
- ❑ 7 Selectable time ranges (0.1 seconds – 100 hours)
- ❑ Fine adjustment of selected time range
- ❑ Multi-voltage input (12 – 230V AC/DC)
- ❑ 1 x SPDT relay output 8A
- ❑ Green LED indication for supply / timing status
- ❑ Red LED indication for relay status
- ❑ Conforms to IEC 61812

FUNCTION DIAGRAM



LED operation:



INSTALLATION AND SETTING

- BEFORE INSTALLATION, ISOLATE THE SUPPLY.
- Connect the unit as required.



Installation work must be carried out by qualified personnel.

Setting the unit.

- Set the "Range" to the required position (depending on whether seconds, minutes or hours are required).
- Set the "Set %" adjustment as required. The "Set %" is a % of the selected range; so for example, a 30% setting on the 1 – 10 hour range will give 3 hours.

Applying power.

- Apply power across terminals "A1" and "A2" and the green LED will start flashing indicating timing in progress.
- The relay will remain de-energised (contacts 15 / 16 closed and 15 / 18 open) and red LED extinguished.
- After the delay period "t" has elapsed, the relay will energise (contacts 15 / 16 open and 15 / 18 closed) and the red LED will illuminate.
- The green LED will remain permanently lit.
- The whole timing process is repeated by removing and re-applying power.

Note:

¹ In accordance with IEC 61812, the green LED is permitted to extinguish during a voltage dip or momentary interruption of the power supply providing the state of the output relay does not change. The dip / interruption duration and levels are defined in the product standard.

TECHNICAL SPECIFICATION

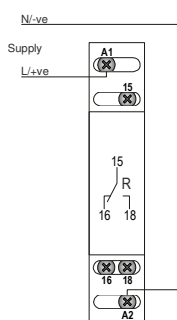
Supply voltage U (A1, A2):	12 – 230V AC/DC			
Frequency range:	48 - 63Hz (AC supplies)			
Supply variation:	+/- - 15%			
Overvoltage category:	III (IEC 60664)			
Rated impulse withstand voltage:	4kV (1.2/50µs) IEC 60664			
Power consumption (max.):	12V	24V	110V	230V
	AC: 0.3VA	0.4VA	1.3VA	3.4VA
	DC: 0.26W	0.24W	0.47W	0.95W
Timing function:	Delay On Operate (Supply Initiated)			
Timing ranges (7):	Seconds:	Minutes:	Hours:	
	0.1 – 1	0.1 – 1	0.1 – 1	
	1 – 10	1 – 10	1 – 10	
			10 - 100	
Reset time:	100ms			
Accuracy:	± 1% of maximum full scale			
Adjustment accuracy:	< 5% of maximum full scale			
Repeat accuracy:	± 0.5% at constant conditions (IEC 61812)			
Drift with temperature:	± 0.05% / °C			
Drift with voltage:	± 0.2% / V			
Power on indication / Timing ¹ :	Green LED			
Relay status	Red LED			
Ambient temp:	-20 to +60°C			
Relative humidity:	+95%			
Output (15, 16, 18):	SPDT relay			
	Output rating:	AC1	250V 8A (2000VA)	
		AC15	250V 5A (no), 3A (nc)	
	DC1	25V 8A (200W)		
Electrical life:	≥ 150,000 ops at rated load			
Dielectric voltage:	2kV AC (rms) IEC 60947-1			
Rated impulse withstand voltage:	4kV (1.2/50µs) IEC 60664			
Housing:	Orange flame retardant UL94			
Weight:	≈ 60g			
Mounting option:	On to 35mm symmetric DIN rail to BS EN 60715 or direct surface mounting via 2 x M3.5 or 4BA screws using the black clips provided on the rear of the unit.			
Terminal conductor size	≤ 2 x 2.5mm ² solid or stranded			
Approvals:	Conforms to IEC 61812.			



CE, C-tick and RoHS Compliant.

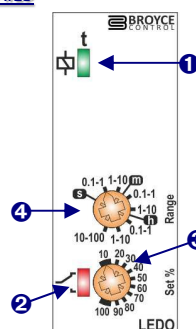
EMC: Immunity: EN 61000-6-2 (EN 61000-4-3 10V/m 80MHz - 2.7GHz)
Emissions: EN 61000-6-4

CONNECTION DIAGRAM



SETTING DETAILS

1. Power supply status / Timing (Green) LED
2. Relay output status (Red) LED
3. "Set %" adjustment
4. Time delay "Range" selector



DIMENSIONS

