THIS DRAWING IS UNPUBLISHED.
VERTRAULICHE UNVEROEFFENTLICHTE ZEICHNUNG
© COPYRIGHT – By –
RELEASED FOR PUBLICATION
FREI FUER VEROEFFENTLICHUNG
ALL RIGHTS RESERVED.
ALLE RECHTE VORBEHALTEN

MATED WITH:
PASSEND ZU: –

LOC	DIST
A1	—

PROJECT NR.:
EGAUT02199

REVISIONS
AENDERUNGEN

P	LTR	DESCRIPTION BESCHREIBUNG	DATE	DWN	APVD
	F3	REVISED PER ECO-11-005150	21MAR11	RK	HMR

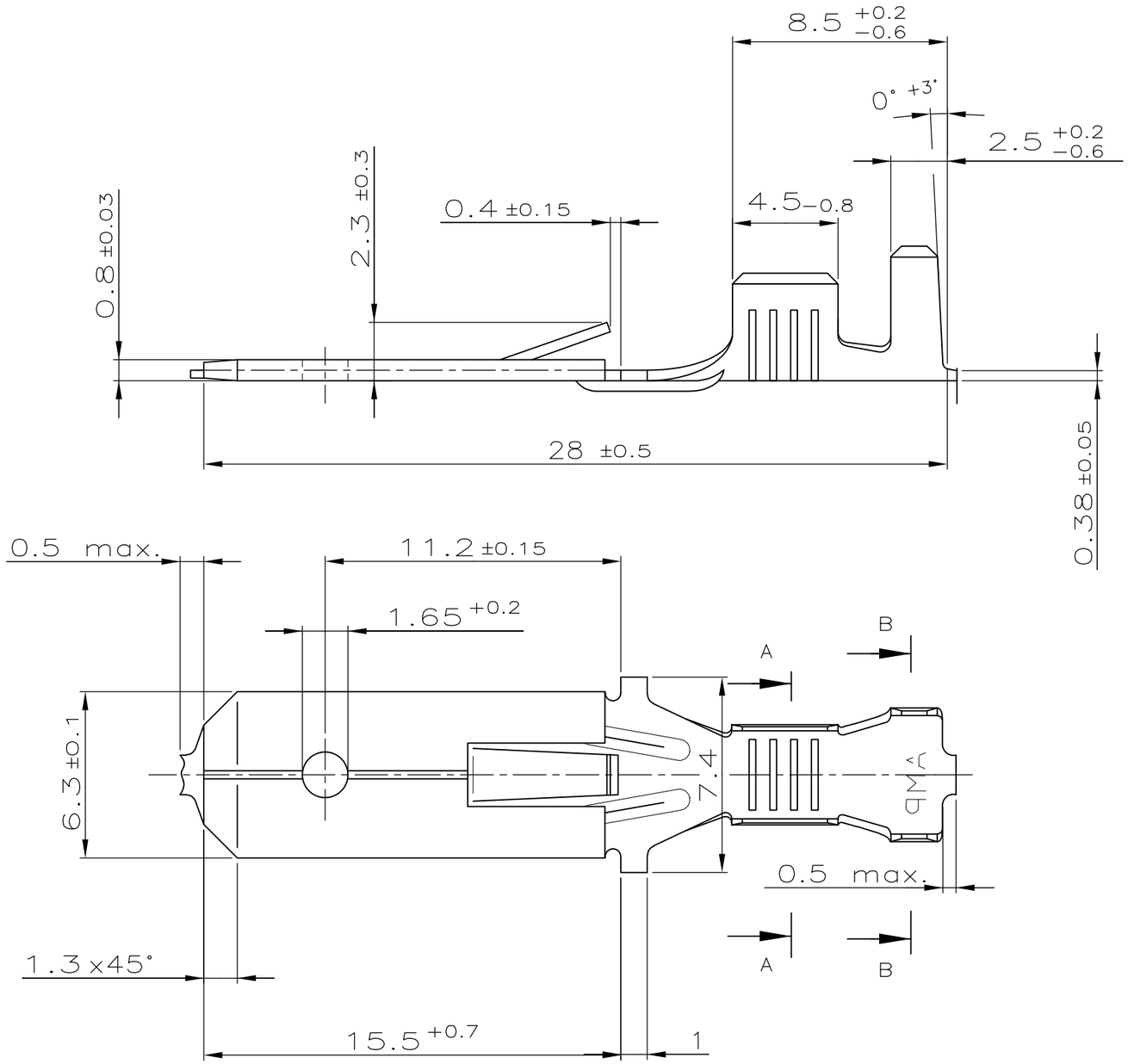

Schnitt A–A
SECTION A–A

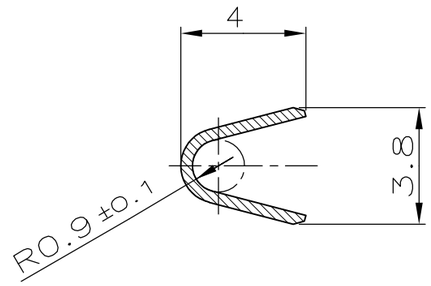

Schnitt B–B
SECTION B–B

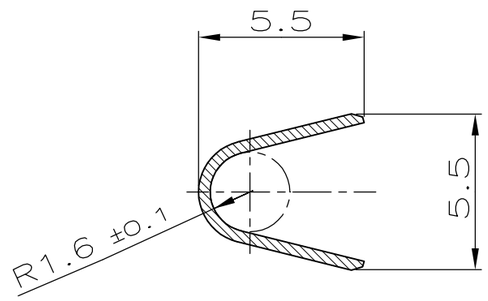

Leitungsquerschnitt in mm²
CROSS-SECTION IN mm²

	Einzelanschlag SINGLE CONNECTION	0.50	0.75	1.00	1.50	2.00	2.50	3.00	4.00	6.00	
0.50				X							
0.75											
1.00		X		X							
1.50	X										
2.00											
2.50	X										

LOOSE PIECE NO	MATERIAL	SURFACE / COLOR	PART NO.	REV
928948–8	CuZn30	verzinnt/TIN 4–10µm	928947–8	A
928948–3	CuSn4 R350	blank/PLAIN	928947–3	F
928948–2	CuZn30	verzinnt/TIN min.2µm	928947–2	F
928948–1	CuZn30	blank/PLAIN	928947–1	F

Angeschlagener Leiter FLK–Leitung
CONNECTION WIRE FLK–CABLE
Leiter: F–Crimp
WIRE: F–CRIMP
Isolation: F–Crimp
INSULATION: F–CRIMP
Drahtgroeßenbereich: >1.0–2.5 mm²
WIRE RANGE: >1.0–2.5 mm²
Isolationsø: 2.4 – 3.7 mm
INSULATIONø: 2.4 – 3.7 mm

THIS DRAWING IS A CONTROLLED DOCUMENT.
DIESE ZEICHNUNG IST EIN KONTROLLIERTES DOKUMENT.

DIMENSIONS: DIMENSIONEN mm

TOLERANCES UNLESS OTHERWISE SPECIFIED: ALLGEMEINTOLERANZEN
n. ISO 8015
n. ISO 2768 – mH –E
n. DIN 16901 – 140
0 PLC ± 0.3
1 PLC ± 0.3
2 PLC ± –
3 PLC ± –
4 PLC ± –
ANGLES / WINKEL ± –

MATERIAL –
FINISH/OBERFLAECHE/FARBE –

DWN Funck 30-OCT-89
CHK Herth 30-OCT-89
APVD –
PRODUCT SPEC PRODUKTSPEZ. —
APPLICATION SPEC VERARBEITUNGSSPEZ. —
WEIGHT GEWICHT 0.9 g

TE Connectivity

NAME
6.3mm FASTIN – FASTON Flachstecker
6.3mm FASTIN–FASTON TAB

SIZE	CAGE CODE	DRAWING NO ZEICHNUNGS-NR.	RESTRICTED TO NUR FUER
A3	00779	C-928947	—

CUSTOMER DRAWING/KUNDENZEICHNUNG
SCALE MASSSTAB 5:1 | SHEET BLATT 1 OF VON 1 | REV F3