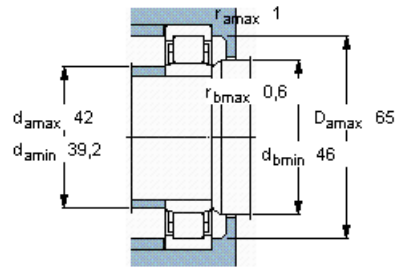
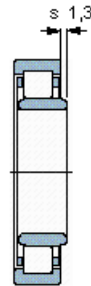
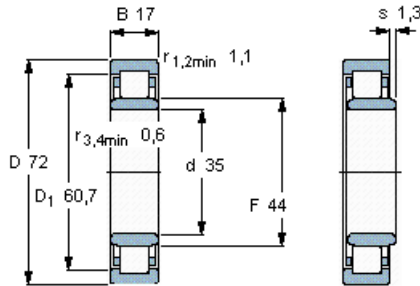


# Cylindrical roller bearings, single row



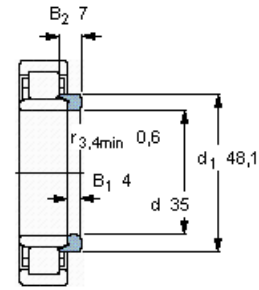
Principal dimensions			Basic load ratings		Fatigue load limit $P_u$	Speed ratings		Mass	Designation	Angle ring Designation
d	D	B	dynamic	static		Reference speed	Limiting speed			
mm			kN		kN	r/min		kg	-	-
35	72	17	56	48	6,1	11000	12000	0,30	NU 207 ECP *	HJ 207 EC

\* - SKF Explorer bearing



**Calculation factors**

$k_r$  0,15  
 $e$  0,2     $Y$  0,6



HJ 207 EC  
 Mass kg 0,033