



Contactor relays,aux.cont.module,4-pole



Powering Business Worldwide™

Part no. 22DILE
Article no. 010288

Program

Product range			Accessories
Description			with interlocked opposing contacts
Pole			4 pole
Connection technique			Screw terminals
Contacts			
N/O = Normally open			2 N/O
N/C = Normally closed			2 N/C
AC-15			
AC-15			
220 V 230 V 240 V	I_e	A	4
380 V 400 V 415 V	I_e	A	2
Conv. thermal current	I_{th}	A	10
Code number and version of combination			
DILER-40(-G)			62E
DILER-31(-G)			53
DILER-22(-G)			44
Contact sequence			
Can be combined with contactor			DILEM-10(-G)(...) DILEM-01(-G)(...) DILEM-4(-G)(...) DILER40(-G) DILER31(-G) DILER22 DILEEM-10(-G)(...) DILEEM-01(-G)(...) DILEM12-10(-G)(...) DILEM12-01(-G)(...)
Instructions Contacts to EN 50005 Contacts according to EN 50012 are to be preferred. Version E combinations correspond to EN 50011 and are to be preferred.			
Instructions No interlocked opposing mechanism in NO early-makes and NC late-breaks. Auxiliary contact modules with positive acting contacts			

Approbatoren

Product Standards	IEC/EN 60947-4-1; UL 508; CSA-C22.2 No. 14-05; CE marking
UL File No.	E29184
UL CCN	NKCR
CSA File No.	012528
CSA Class No.	3211-03
NA Certification	UL listed, CSA certified

Auxiliary contacts

flexible with ferrule			Yes
Rated impulse withstand voltage	U_{imp}	V AC	6000
Overvoltage category/pollution degree			III/3
Rated insulation voltage	U_i	V AC	690
Rated operational voltage	U_e	V AC	600
Safe isolation to VDE 0106 Part 101 and Part 101/A1			
between coil and auxiliary contacts		V AC	300
between the auxiliary contacts		V AC	300
Rated operational current	I_e	A	

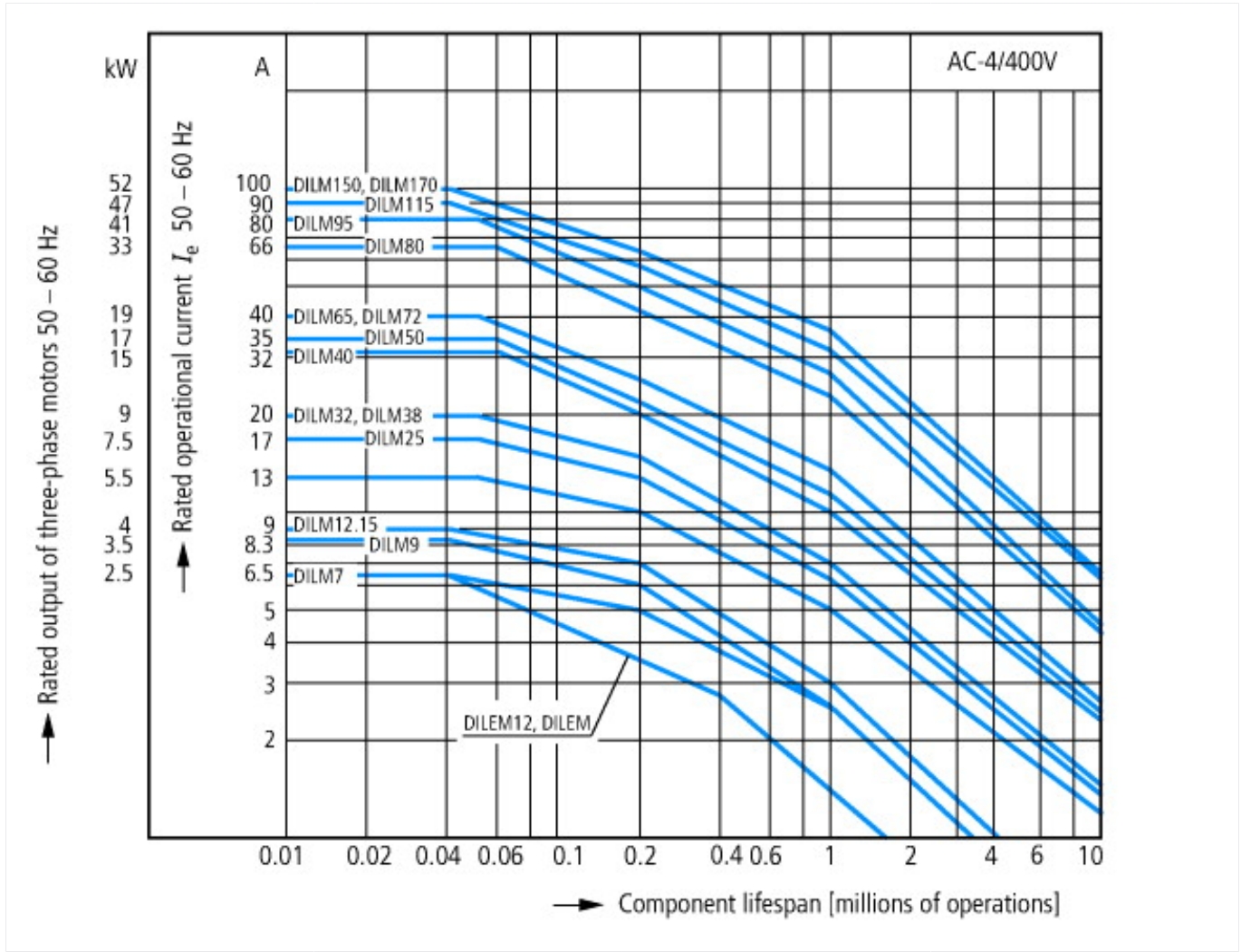
AC-15			
220/240 V	I_e	A	4
60 Hz	I_e	A	2
500 V	I_e	A	1.5
DC L/R \leq 15 ms			
Contacts in series:		A	
1	24 V	A	2.5
2	60 V	A	2.5
3	100 V	A	1.5
3	220 V	A	0.5
Conv. thermal current	I_{th}	A	10
Control circuit reliability (at $U_e = 24$ V DC, $U_{min} = 17$ V, $I_{min} = 5.4$ mA)	Failure rate	λ	$<10^{-8}$, < one failure at 100 million operations
Component lifespan at $U_e = 240$ V			
AC-15	Operations	$\times 10^6$	0.2
DC			
Footnote			Switch-on and switch-off conditions based on DC-13, time constant as specified
L/R = 50 ms: 2 contacts in series at $I_e = 0.5$ A	Operations	$\times 10^6$	0.15
Short-circuit rating without welding			
Maximum overcurrent protective device			
Short-circuit protection only			PKZM0-4
Short-circuit protection maximum fuse			
500 V		A gG/ gL	6
500 V		A fast	10
Current heat loss at I_{th}			
Per contact		W	0.2


Technical data according to ETIM 4.0

Suitable for earth leakage circuit breaker			No
Type of electric connection			Screw connection
Rated operation current I_e at AC-15, 230 V		A	4
Mounting type			Front mount
Suitable for pendant switch			No
Suitable for front element			No
Suitable for circuit-breakers			No
Suitable for safety position switches			No
Suitable for step switches			No
Suitable for pressure switch/selector switch actuator			No
Suitable for cam switches			No
Suitable for motor protective circuit breakers			No
Suitable for series-mounting relays			No
Suitable for solenoid			No
Suitable for compact switch-disconnector			No
Suitable for miniature circuit-breakers			No
Suitable for pulse relay			No
Suitable for contactor relay relay			YES
Suitable for pendant pushbutton			No
Suitable for residual current device			No
Number of contacts as change-over contact			0
Number of contacts as N/O			2
Number of contacts as NC			2

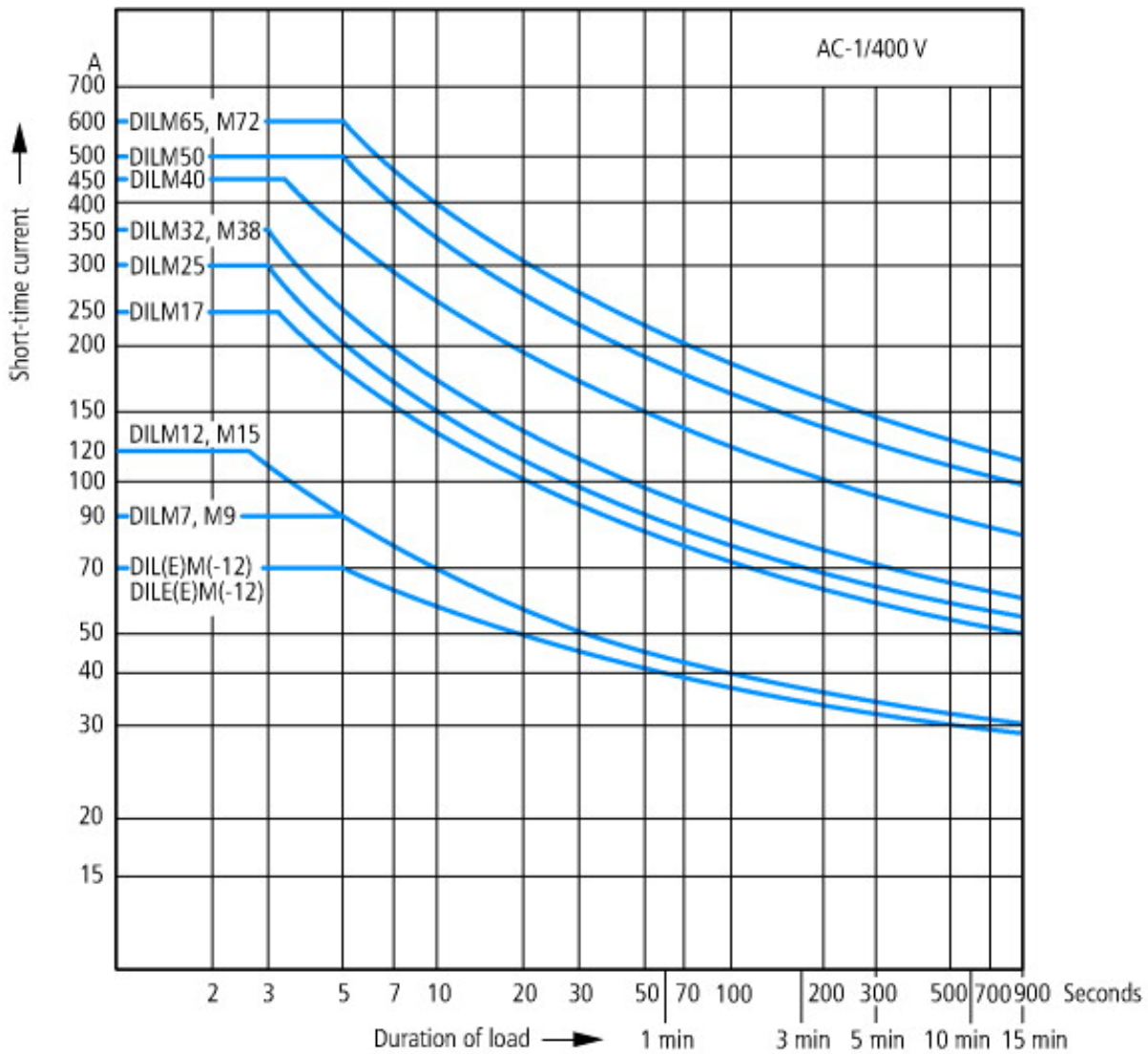
Suitable for impulse relays		No
Suitable for position switches		No
Suitable for switch-disconnector/residual current device		No
Suitable for contactors		YES
Suitable for installation contactor / installation relay		YES

Characteristics





Switching duty for non-motor loads, 3-pole, 4-pole
 Operating characteristics
 Non-inductive or slightly inductive loads
 Electrical characteristics
 Make: 1 x rated current
 Break: 1 x rated current
 Utilization category
 100 % AC-1
 Typical applications
 Electric heat



Short-time loading, 3-pole
Time interval between two loading cycles: 15 minutes

CAD-Data

Product standards CAD data:

<http://eaton-moeller.partcommunity.com>

Additional product information (links)

IL03407009Z (IL03407009Z) Mini contactor relay	ftp://ftp.moeller.net/DOCUMENTATION/AWA_INSTRUCTIONS/IL03407009Z2010_10.pdf
Installation Instructions	http://www.moeller.net/en/support/instructions_awa.jsp
Documentation	http://www.moeller.net/en/support/index.jsp