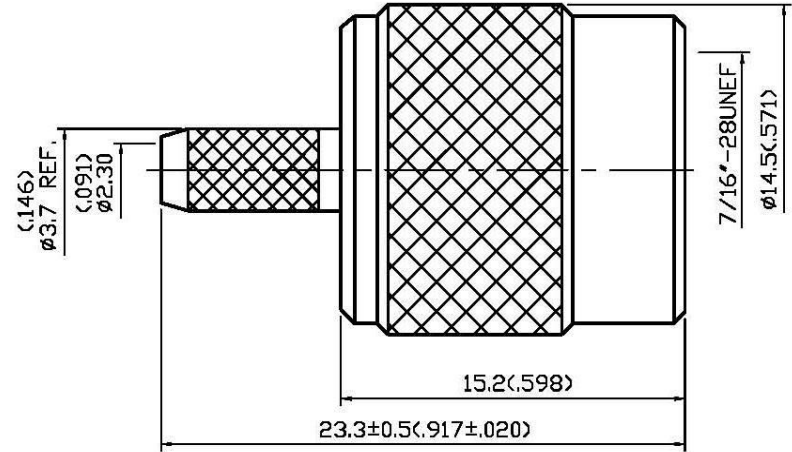
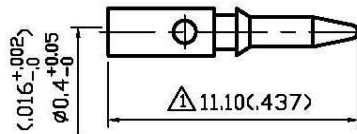


NO	DESCRIPTION	DATE
①	11.30 → 11.10	03.22.00'
②	BACKGROUND FORMAT UPDATED	05.29.03
③	BACKGROUND FORMAT UPDATED	01.19.10'
④	WORKING VOLTAGE → VOLTAGE RATING DEL. PROOF VOLTAGE	09.11.15'



1.0 ELECTRICAL

- 1.1 FREQUENCY RANGE: DC-1 GHz
- 1.2 NOMINAL IMPEDANCE: 75 OHMS
- 1.3 VOLTAGE RATING: 500 VOLTS MAX. ④

2.0 MATERIALS

- 2.1 BODIES: BRASS PER JIS-C3604
- 2.2 CENTER CONTACT: BRASS PER JIS-C3604
- 2.3 INSULATION: TEFLON PER ASTM D1457 AND ASTM D1710
- 2.4 CRIMP FERRULE: BRASS PER JIS-C2700

3.0 FINISHES AND OTHERS

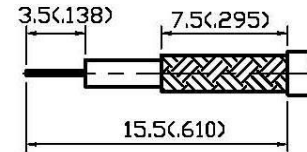
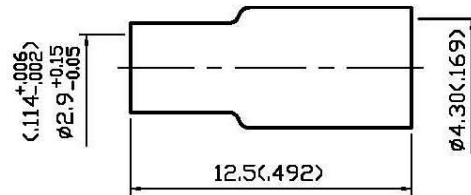
- 3.1 SEE BELOW TABLE FOR DETAILS.

4.0 MECHANICAL

- 4.1 FOR USE WITH RG179U OR SIMILAR STYLE CABLE
- 4.2 CABLE ATTACHMENT: OUTER: CRIMP, INNER: SOLDER/CRIMP
- 4.3 CRIMP SIZE REQUIRED: CONTACT: 1.8(.071) HEX. CRIMP TOOL
FERRULE: 3.5(.138) HEX. CRIMP TOOL
4.6(.181) HEX. CRIMP TOOL

5.0 ENVIRONMENTAL

- 5.1 OPERATING TEMPERATURE RANGE: -20°C TO +80° C



STRIPPING DIMENSION
SCALE 3:1

APPROVED

by _____ DATE: _____

NO	DESCRIPTION	MATERIAL	Q'TY	FINISH
7	BODY	BRASS	1	NICKEL 100μ" MIN.
6	SHELL	BRASS	1	NICKEL 100μ" MIN.
5	GASKET	RUBBER	1	RED
4	INSULATION	TEFLON	1	NONE
3	WASHER	BRASS	1	NONE
2	CENTER CONTACT	BRASS	1	GOLD
1	CRIMP FERRULE	BRASS	1	NICKEL



DESCRIPTION		TOLERANCE		品名		DATE		REV.	
TNC STRAIGHT PLUG CRIMP		X ±0.2		15-10-1 T.G.N 179U		07.02.99'		A-4	
製圖	DRAWN Yoko	檢圖	CHECK Jenny	品名	TITLE ROHS COMPLIANT (75Ω)		日期	版次	REV.
認定	APPROVAL Jenny	單位	mm(in)	單	DWG.NO. 15-0216		比例	SCALE	
	ANGLE ±5°	比例	4:1						