















# Collet Knobs – the complete range

Diagrams show cross-section of collets with shaft depths

<b>10mm</b>  <b>S100</b> <b>S101</b>  <b>Base Ø</b> 10.0mm <b>Height (inc. cap)</b> 14.0mm <b>Shaft Depth</b> 7.0mm			<b>11mm</b>  <b>S110</b> <b>S111</b>  <b>Base Ø</b> 11.5mm <b>Height (inc. cap)</b> 14.0mm <b>Shaft Depth</b> 7.0mm			<b>11mm</b>  <b>SN110</b> <b>SN111</b>  <b>Base Ø</b> 14.2mm <b>Height (inc. cap)</b> 17.5mm <b>Shaft Depth</b> 9.2mm			<b>11mm</b>  <b>SP110</b> <b>SP111</b>  <b>Base Ø</b> 11.5mm <b>Pointer R</b> 6.9mm <b>Height (inc. cap)</b> 14.0mm <b>Shaft Depth</b> 7.0mm			<b>11mm</b>  <b>K110</b> <b>K111</b>  <b>Base Ø</b> 11.5mm <b>Height (inc. cap)</b> 22.1mm <b>Shaft Depth</b> 11.5mm			<b>13mm</b>  <b>S130</b> <b>S131</b>  <b>Base Ø</b> 13.5mm <b>Height (inc. cap)</b> 14.1mm <b>Shaft Depth</b> 7.0mm		
<b>15mm</b>  <b>SB150</b> <b>SB151</b>  <b>Base Ø</b> 15.5mm <b>Pointer R</b> 10.2mm <b>Height (inc. cap)</b> 14.3mm <b>Shaft Depth</b> 7.0mm			<b>15mm</b>  <b>SW150</b> <b>SW151</b>  <b>Base Ø</b> 15.5mm <b>Pointer R</b> 10.2mm <b>Height (inc. cap)</b> 14.3mm <b>Shaft Depth</b> 7.0mm			<b>15mm</b>  <b>K150</b> <b>K151</b>  <b>Base Ø</b> 15.5mm <b>Height (inc. cap)</b> 22.1mm <b>Shaft Depth</b> 12.0mm			<b>15mm</b>  <b>W150</b> <b>W151</b>  <b>Base Ø</b> 15.5mm <b>Pointer R</b> 10.5mm <b>Height (inc. cap)</b> 22.1mm <b>Shaft Depth</b> 12.0mm			<b>21mm</b>  <b>S210</b> <b>S211</b>  <b>Base Ø</b> 21.5mm <b>Height (inc. cap)</b> 17.7mm <b>Shaft Depth</b> 10.0mm					
<b>21mm</b>  <b>KP210</b> <b>KP211</b>  <b>Base Ø</b> 21.5mm <b>Pointer R</b> 14.0mm <b>Height (inc. cap)</b> 24.0mm <b>Shaft Depth</b> 16.0mm			<b>21mm</b>  <b>W210</b> <b>W211</b>  <b>Base Ø</b> 21.5mm <b>Pointer R</b> 14.0mm <b>Height (inc. cap)</b> 22.1mm <b>Shaft Depth</b> 15.0mm			<b>29mm</b>  <b>S290</b> <b>S291</b>  <b>Base Ø</b> 29.5mm <b>Height (inc. cap)</b> 17.9mm <b>Shaft Depth</b> 10.5mm			<b>29mm</b>  <b>SP290</b> <b>SP291</b>  <b>Base Ø</b> 29.5mm <b>Pointer R</b> 18.8mm <b>Height (inc. cap)</b> 17.9mm <b>Shaft Depth</b> 10.5mm								
<b>29mm</b>  <b>W290</b> <b>W291</b>  <b>Base Ø</b> 29.5mm <b>Pointer R</b> 19.0mm <b>Height (inc. cap)</b> 22.3mm <b>Shaft Depth</b> 15.0mm			<b>38mm</b>  <b>S380</b> <b>S381</b>  <b>Base Ø</b> 38.0mm <b>Height (inc. cap)</b> 18.0mm <b>Shaft Depth</b> 10.5mm			<b>47mm</b>  <b>S470</b> <b>S471</b>  <b>Base Ø</b> 46.7mm <b>Height (inc. cap)</b> 19.3mm <b>Shaft Depth</b> 15.0mm											
<b>Shaft Size</b> Plain With line 2mm S100 002 S101 002 3mm S100 003 S101 003 1/8 in S100 125 S101 125 4mm S100 004 S101 004			<b>Shaft size</b> Plain With line 2mm S110 002 S111 002 3mm S110 003 S111 003 1/8 in S110 125 S111 125 4mm S110 004 S111 004			<b>Shaft size</b> Plain With line 2mm SN110 002 SN111 002 3mm SN110 003 SN111 003 1/8 in SN110 125 SN111 125 4mm SN110 004 SN111 004			<b>Shaft size</b> Plain With line 2mm SP110 002 SP111 002 3mm SP110 003 SP111 003 1/8 in SP110 125 SP111 125 4mm SP110 004 SP111 004			<b>Shaft size</b> Plain With line 3mm K110 003 K111 003 1/8 in K110 125 K111 125 4mm K110 004 K111 004			<b>Shaft size</b> Plain With line 2mm S130 002 S131 002 3mm S130 003 S131 003 1/8 in S130 125 S131 125 4mm S130 004 S131 004		
<b>Shaft size</b> Plain With line 3mm SB150 003 SB151 003 1/8 in SB150 125 SB151 125 4mm SB150 004 SB151 004 3/16 in SB150 187 SB151 187 6mm SB150 006 SB151 006 1/4 in SB150 250 SB151 250			<b>Shaft size</b> Plain With line 3mm SW150 003 SW151 003 1/8 in SW150 125 SW151 125 4mm SW150 004 SW151 004 3/16 in SW150 187 SW151 187 6mm SW150 006 SW151 006 1/4 in SW150 250 SW151 250			<b>Shaft size</b> Plain With line 3mm K150 003 K151 003 1/8 in K150 125 K151 125 4mm K150 004 K151 004 6mm K150 006 K151 006 1/4 in K150 250 K151 250			<b>Shaft size</b> Plain With line 3mm W150 003 W151 003 1/8 in W150 125 W151 125 4mm W150 004 W151 004 6mm W150 006 W151 006 1/4 in W150 250 W151 250			<b>Shaft size</b> Plain With line 3mm S210 003 S211 003 1/8 in S210 125 S211 125 4mm S210 004 S211 004 3/16 in S210 187 S211 187 6mm S210 006 S211 006 1/4 in S210 250 S211 250					
<b>Shaft size</b> Plain With line 3mm KP210 003 KP211 003 1/8 in KP210 125 KP211 125 4mm KP210 004 KP211 004 6mm KP210 006 KP211 006 1/4 in KP210 250 KP211 250			<b>Shaft size</b> Plain With line 3mm W210 003 W211 003 1/8 in W210 125 W211 125 4mm W210 004 W211 004 6mm W210 006 W211 006 1/4 in W210 250 W211 250			<b>Shaft size</b> Plain With line 3mm S290 003 S291 003 1/8 in S290 125 S291 125 4mm S290 004 S291 004 3/16 in S290 187 S291 187 6mm S290 006 S291 006 1/4 in S290 250 S291 250			<b>Shaft size</b> Plain With line 3mm SP290 003 SP291 003 1/8 in SP290 125 SP291 125 4mm SP290 004 SP291 004 3/16 in SP290 187 SP291 187 6mm SP290 006 SP291 006 1/4 in SP290 250 SP291 250								
<b>Shaft size</b> Plain With line 3mm W290 003 W291 003 1/8 in W290 125 W291 125 4mm W290 004 W291 004 6mm W290 006 W291 006 1/4 in W290 250 W291 250			<b>Shaft size</b> Plain With line 3mm S380 003 S381 003 1/8 in S380 125 S381 125 4mm S380 004 S381 004 3/16 in S380 187 S381 187 6mm S380 006 S381 006 1/4 in S380 250 S381 250			<b>Shaft size</b> Plain With line 6mm S470 006 S471 006 1/4 in S470 250 S471 250											

**15mm** **S150**  
**S151**

**Base Ø** 15.5mm  
**Height (inc. cap)** 14.3mm  
**Shaft Depth** 7.0mm

Shaft size	Plain	With line
3mm	S150 003	S151 003
1/8 in	S150 125	S151 125
4mm	S150 004	S151 004
3/16 in	S150 187	S151 187
6mm	S150 006	S151 006
1/4 in	S150 250	S151 250

**15mm** **SN150**  
**SN151**

**Base Ø** 18.6mm  
**Height (inc. cap)** 18.2mm  
**Shaft Depth** 10.1mm

Shaft size	Plain	With line
3mm	SN150 003	SN151 003
1/8 in	SN150 125	SN151 125
4mm	SN150 004	SN151 004
3/16 in	SN150 187	SN151 187
6mm	SN150 006	SN151 006
1/4 in	SN150 250	SN151 250

**15mm** **SD150**  
**SD159**

**Base Ø** 29.0mm  
**Height (inc. cap)** 18.2mm  
**Shaft Depth** 10.1mm

Shaft size	Plain	With arrow
3mm	SD150 003	SD159 003
1/8 in	SD150 125	SD159 125
4mm	SD150 004	SD159 004
3/16 in	SD150 187	SD159 187
6mm	SD150 006	SD159 006
1/4 in	SD150 250	SD159 250

**15mm** **SP150**  
**SP151**

**Base Ø** 15.5mm  
**Pointer R** 10.2mm  
**Height (inc. cap)** 14.3mm  
**Shaft Depth** 7.0mm

Shaft size	Plain	With arrow
3mm	SP150 003	SP151 003
1/8 in	SP150 125	SP151 125
4mm	SP150 004	SP151 004
3/16 in	SP150 187	SP151 187
6mm	SP150 006	SP151 006
1/4 in	SP150 250	SP151 250

**21mm** **SP210**  
**SP211**

**Base Ø** 21.5mm  
**Pointer R** 13.8mm  
**Height (inc. cap)** 17.7mm  
**Shaft Depth** 10.0mm

Shaft size	Plain	With line
3mm	SP210 003	SP211 003
1/8 in	SP210 125	SP211 125
4mm	SP210 004	SP211 004
3/16 in	SP210 187	SP211 187
6mm	SP210 006	SP211 006
1/4 in	SP210 250	SP211 250

**21mm** **SB210**  
**SB211**  
**SB213**

**Base Ø** 21.5mm  
**Pointer R** 13.8mm  
**Height (inc. cap)** 17.7mm  
**Shaft Depth** 10.0mm

Shaft size	Plain	With line
3mm	SB210 003	SB211 003
1/8 in	SB210 125	SB211 125
4mm	SB210 004	SB211 004
3/16 in	SB210 187	SB211 187
6mm	SB210 006	SB211 006
1/4 in	SB210 250	SB211 250

**21mm** **SW210**  
**SW211**

**Base Ø** 21.5mm  
**Pointer R** 13.8mm  
**Height (inc. cap)** 17.7mm  
**Shaft Depth** 10.0mm

Shaft size	Plain	With line
3mm	SW210 003	SW211 003
1/8 in	SW210 125	SW211 125
4mm	SW210 004	SW211 004
3/16 in	SW210 187	SW211 187
6mm	SW210 006	SW211 006
1/4 in	SW210 250	SW211 250

**21mm** **K210**  
**K211**

**Base Ø** 21.5mm  
**Height (inc. cap)** 22.1mm  
**Shaft Depth** 15.0mm

Shaft size	Plain	With line
3mm	K210 003	K211 003
1/8 in	K210 125	K211 125
4mm	K210 004	K211 004
6mm	K210 006	K211 006
1/4 in	K210 250	K211 250

**29mm** **SB290**  
**SB291**  
**SB293**

**Base Ø** 29.5mm  
**Pointer R** 18.8mm  
**Height (inc. cap)** 17.9mm  
**Shaft Depth** 10.5mm

Shaft size	Plain	With line
3mm	SB290 003	SB291 003
1/8 in	SB290 125	SB291 125
4mm	SB290 004	SB291 004
3/16 in	SB290 187	SB291 187
6mm	SB290 006	SB291 006
1/4 in	SB290 250	SB291 250

**29mm** **SW290**  
**SW291**

**Base Ø** 29.5mm  
**Pointer R** 18.8mm  
**Height (inc. cap)** 17.9mm  
**Shaft Depth** 10.5mm

Shaft size	Plain	With line
3mm	SW290 003	SW291 003
1/8 in	SW290 125	SW291 125
4mm	SW290 004	SW291 004
3/16 in	SW290 187	SW291 187
6mm	SW290 006	SW291 006
1/4 in	SW290 250	SW291 250

**29mm** **K290**  
**K291**

**Base Ø** 29.5mm  
**Height (inc. cap)** 22.3mm  
**Shaft Depth** 15.0mm

Shaft size	Plain	With line
3mm	K290 003	K291 003
1/8 in	K290 125	K291 125
4mm	K290 004	K291 004
6mm	K290 006	K291 006
1/4 in	K290 250	K291 250

**SB151, SB211, SB291**  
These can be supplied with line printing on both wings. To specify, replace last digit '1' with '3'. eg: SB153

**Ordering procedure**  
Please remember to quote the appropriate Collet knobs and accessory part number for each item according to type, size and plain or with line requirements. Please also state the colour required when ordering. Available colours are referred to on Page 9.

**Packaging**  
Collet knobs and accessories are packed, as standard, in multiples of ten. For orders over one hundred pieces, items may be packed in bulk and quantity discounts are available.

# Two colour soft touch collets

**15mm**

3/02/S150  
3/02/S151

Base Ø 15.5mm  
Height (inc. cap) 14.3mm  
Shaft Depth 7.0mm

Shaft size	Plain	With line
3mm	3/02/S150 003	3/02/S151 003
1/8 in	3/02/S150 125	3/02/S151 125
4mm	3/02/S150 004	3/02/S151 004
3/16 in	3/02/S150 187	3/02/S151 187
6mm	3/02/S150 006	3/02/S151 006
1/4 in	3/02/S150 250	3/02/S151 250

**21mm**

3/02/S210  
3/02/S211

Base Ø 21.5mm  
Height (inc. cap) 17.7mm  
Shaft Depth 10.0mm

Shaft size	Plain	With line
3mm	3/02/S210 003	3/02/S211 003
1/8 in	3/02/S210 125	3/02/S211 125
4mm	3/02/S210 004	3/02/S211 004
3/16 in	3/02/S210 187	3/02/S211 187
6mm	3/02/S210 006	3/02/S211 006
1/4 in	3/02/S210 250	3/02/S211 250



## Accessories – part numbers

Please refer to Page 9 for available colours

### Caps

	Plain	With line	With Spot	Finger Recess
<b>10mm</b>	C100	C101	C102	
<b>11mm</b>	C110	C111	C112	
<b>13mm</b>	C130	C131	C132	
<b>15mm</b>	C150	C151	C152	
<b>21mm</b>	C210	C211	C212	
<b>29mm</b>	C290	C291	C292	
<b>38mm</b>	C380	C381	C382	CF380
<b>47mm</b>	C470	C471	C472	CF470

### Nut covers\*



Plain With line

### Pointers\*

Not applicable to types SP, SB, SW and W



### Stators\*



Adhesive Backed

	Nut covers*			Pointers*		Stators*	
<b>10mm</b>				P100	R = 7.0mm	R110	Ø = 23.0mm
<b>11mm</b>	N110	N111	Ø = 14.0mm	P110	R = 8.0mm	R130	Ø = 26.0mm
<b>13mm</b>	N130	N131	Ø = 17.5mm	P130	R = 9.5mm	R150	Ø = 28.2mm
<b>15mm</b>	N150	N151	Ø = 18.5mm	P150	R = 10.5mm	R210	Ø = 36.0mm
<b>21mm</b>				P210	R = 14.0mm	R290	Ø = 46.2mm
<b>29mm</b>				P290	R = 19.0mm	R380	Ø = 56.0mm
<b>38mm</b>				P380	R = 24.0mm		

### Figure Dials\*

Markings other than those shown are available to special order



	Figure Dials*									
<b>10mm</b>										
<b>11mm</b>	D110	D111	D112	D113	D114	D115	D116	D118	D119	Ø = 24.0mm
<b>13mm</b>	D130	D131	D132	D133	D134	D135	D136	D138	D139	Ø = 27.0mm
<b>15mm</b>	D150	D151	D152	D153	D154	D155	D156	D158	D159	Ø = 29.0mm
<b>21mm</b>	D210	D211	D212	D213	D214	D215	D216	D218	D219	Ø = 37.0mm
<b>29mm</b>	D290	D291	D292	D293	D294	D295	D296	D298	D299	Ø = 47.0mm
<b>38mm</b>	D380	D381	D382	D383	D384	D385	D386	D388	D389	Ø = 57.0mm

\* Cannot be used with soft-touch collet knobs.

