THIS DRAWING IS UNPUBLISHED. RELEASED FOR PUBLICATION , .
© COPYRIGHT ALL RIGHTS RESERVED.

LOC	DIST
J	

REVISIONS 変更

P	LTR	DESCRIPTION	DATE	DWN	APVD
	B2	REVISED PER ECO-11-005140	28MAR11	RK	HMR

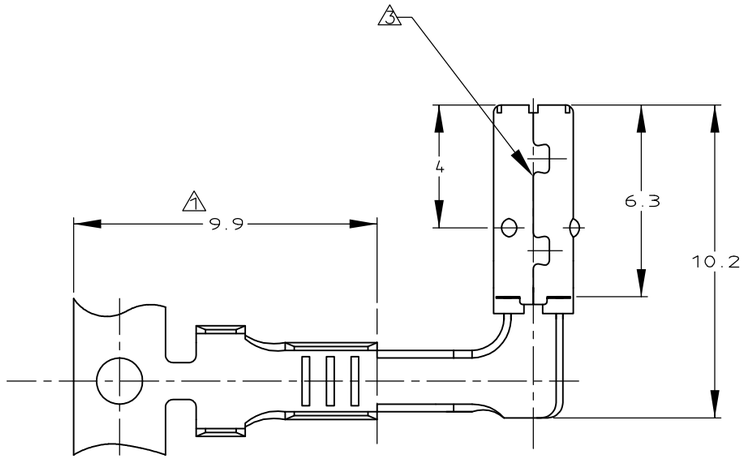

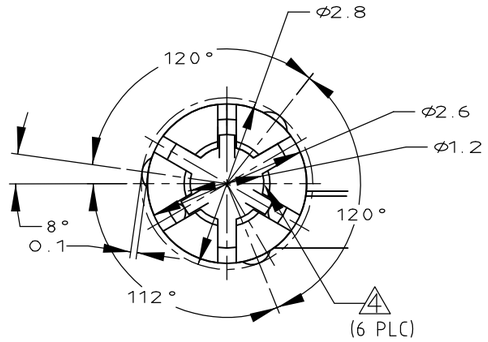

D-D
SCALE 20:1

-3:AS SHOWN
-3:本図

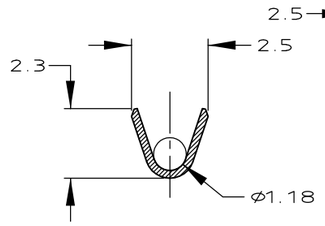

B-B

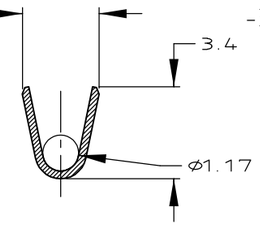

C-C

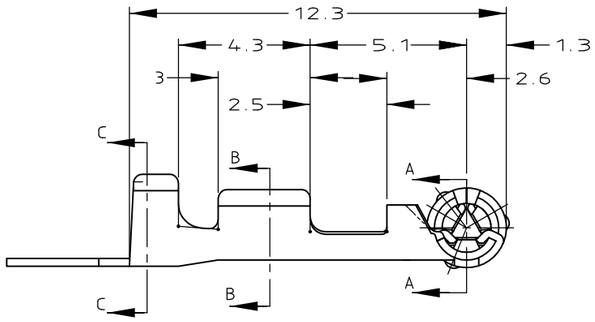

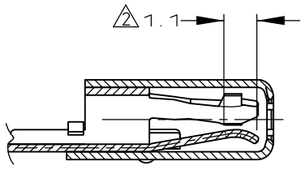

A-A

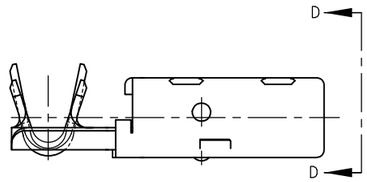

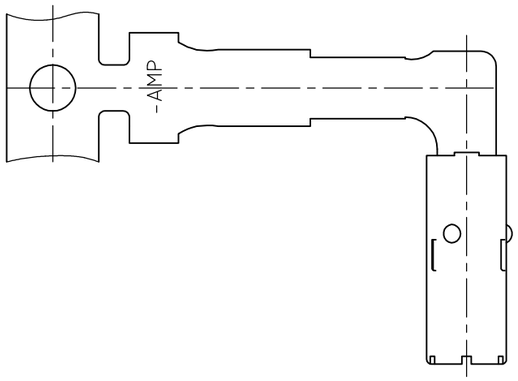

1. すずめっき範囲
2. 部分金めっき範囲
3. 合わせ部の隙間は0.05以下のこと
4. バリなきこと
5. キャンバー;1000mm当たり15mm以下
6. 適用電線;AVSS0.3-0.5mm²
7. 本製品の圧着作業については、以下の規格取説を参照すること
   取付適用規格 : 114-5234
   取扱説明書 : 411-5785

1. TIN PLATING AREA
2. GOLD PLATING AREA
3. CLEARANCE 0.05 MAX.
4. NON BURR
5. CAMBER 15mm MAX. PER 1000mmLENGTH OF STRIP
6. APPLICABLE CABLE SIZE: AVSS 0.3-0.5mm²
7. MUST BE REFERRED TO THE FOLLOWING DOCUMENTS FOR CLIMPING OPERATION
   APPLICATION SPEC.: 114-5234
   INSTRUCTION SHEET : 411-5785

WIRE RANGE 抱合電線断面積	0.37-0.88mm²
INSULATION DIA 被覆外径	φ 1.1-2.1

TE Connectivity

DIMENSIONS: 単位 耗 : mm

TOLERANCES UNLESS OTHERWISE SPECIFIED
一般公差
10≧ : ±0.2
30≧ >10 : ±0.25
100≧ >30 : ±0.3
ANGLE : ±3°

MATERIAL 材料: Cu Alloy
FINISH 仕上: SELECTIVE GOLD

DWN T.HIBINO 17FEB97
CHK Y.OKADA 17FEB97
APVD A.NAGAMINE 17FEB97
PRODUCT SPEC 製品規格: —//—
APPLICATION SPEC 取付適用規格: 114-5234
WEIGHT: 0.38g

NAME 名称: SQUIB CONTACT

SIZE	CAGE CODE	DRAWING NO 番号
A3	00779	C- 353376

CUSTOMER DRAWING

SCALE 尺度	SHEET	OF	REV
5:1	1	1	B2

AMP1470-19 REV 10/93

参 考 図 面