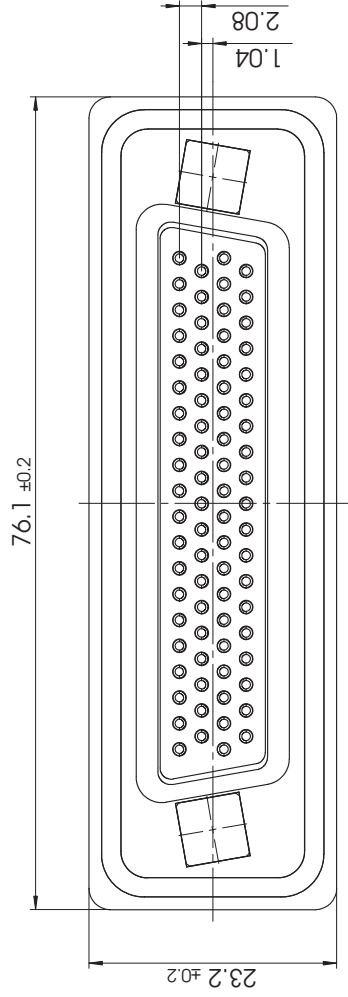
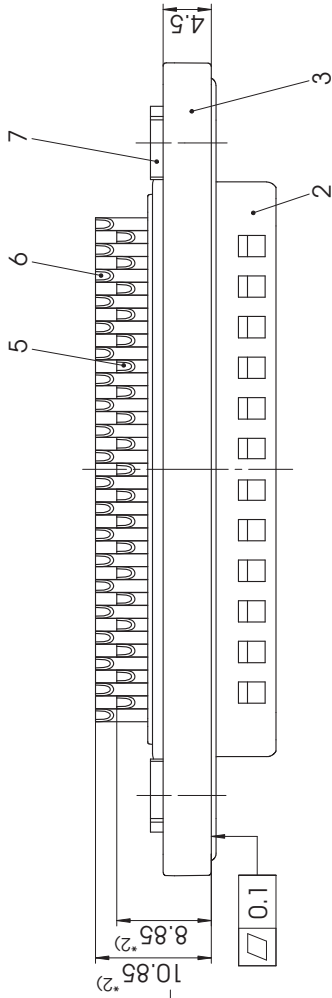
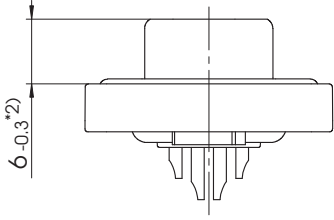
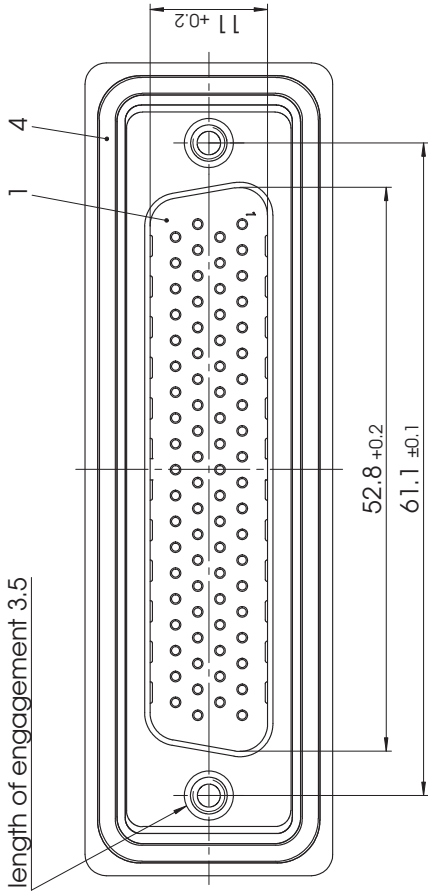


4-40UNC-2B
length of engagement 3.5



Packing unit on supplement AM0409

*2) Dimension starts from front surface of shell (Part-No. 2)

max. torque are 40 Ncm
D-Sub connector with watertight frame,
Protection standard IP67, 100% checked
according to DIN EN 60529 (compl. mounted)

7	2	Clinch nut	WD 4-40 / Brass	fin plated
6	36	Signal contact	HP36 / Brass	0.3µm Au / AWG 22
5	36	Signal contact	HP0 / Brass	0.3µm Au / AWG 22
4	1	O-ring seal	Silicone / UL94V-0	red
3	1	Watertight frame	Zinc die-cast	nickel plated
2	1	Shell	Brass	fin plated
1	1	Insulator	Thermoplastic, GF UL94V-0	fin plated
No.	St.	Part	Type Description / Material	Surface plating / Colour / Class

Measurement without tolerance acc. to ISO 2768-m		SCALE	2:1
DRAWN	NAME / DATE		Anke Meyer-Richter
CHECKED	DATE		19-10-2011
		CHECKING	19-10-2011
		ORIGINAL: DIN A3-DRAWING AS A FILE	
REV.	DATE	CH.-NO.	DWG.NO.
1			FWDRM50-78P-K1820
REPLACEMENT FOR:			PAGES: 1

Waterproof Connector System

REV. 1

DWG.NO. FWDRM50-78P-K1820

PAGES: 1