

Printed-circuit board connector - MSTB 2,5/14-STZ - 1759376

Please be informed that the data shown in this PDF Document is generated from our Online Catalog. Please find the complete data in the user's documentation. Our General Terms of Use for Downloads are valid (<http://phoenixcontact.com/download>)



Plug component, Nominal current: 12 A, Rated voltage (III/2): 320 V, Number of positions: 14, Pitch: 5 mm, Connection method: Screw connection, Color: green, Contact surface: Tin


The figure shows a 10-position version of the product

Why buy this product

- Plug-in direction parallel to the conductor axis
- Standard plug-in system for 320 V (III/2)
- Individual position coding by inserting coding profiles



Key commercial data

| | |
|--------------------------------------|---|
| Packing unit | 50 pc |
| GTIN |  4 017918 030742 |
| Weight per Piece (excluding packing) | 25.82 g |
| Custom tariff number | 85366990 |
| Country of origin | Germany |
| Note | Made to Order (non-returnable) |

Technical data

Dimensions

| | |
|-------------|-------|
| Pitch | 5 mm |
| Dimension a | 65 mm |

General

| | |
|-----------------------------|-----------------|
| Range of articles | MSTB 2,5/..-STZ |
| Insulating material group | I |
| Rated surge voltage (III/3) | 4 kV |
| Rated surge voltage (III/2) | 4 kV |
| Rated surge voltage (II/2) | 4 kV |
| Rated voltage (III/3) | 250 V |
| Rated voltage (III/2) | 320 V |

Printed-circuit board connector - MSTB 2,5/14-STZ - 1759376

Technical data

General

| | |
|---|---|
| Rated voltage (II/2) | 630 V |
| Connection in acc. with standard | EN-VDE |
| Nominal current I _N | 12 A |
| Nominal cross section | 2.5 mm ² |
| Maximum load current | 12 A (with 2.5 mm ² conductor cross section) |
| Insulating material | PA |
| Inflammability class according to UL 94 | V0 |
| Internal cylindrical gage | A3 |
| Stripping length | 7 mm |
| Number of positions | 14 |
| Screw thread | M3 |
| Tightening torque, min | 0.5 Nm |
| Tightening torque max | 0.6 Nm |

Connection data

| | |
|---|----------------------|
| Conductor cross section solid min. | 0.2 mm ² |
| Conductor cross section solid max. | 2.5 mm ² |
| Conductor cross section stranded min. | 0.2 mm ² |
| Conductor cross section stranded max. | 2.5 mm ² |
| Conductor cross section stranded, with ferrule without plastic sleeve min. | 0.25 mm ² |
| Conductor cross section stranded, with ferrule without plastic sleeve max. | 2.5 mm ² |
| Conductor cross section stranded, with ferrule with plastic sleeve min. | 0.25 mm ² |
| Conductor cross section stranded, with ferrule with plastic sleeve max. | 2.5 mm ² |
| Conductor cross section AWG/kcmil min. | 24 |
| Conductor cross section AWG/kcmil max | 12 |
| 2 conductors with same cross section, solid min. | 0.2 mm ² |
| 2 conductors with same cross section, solid max. | 1 mm ² |
| 2 conductors with same cross section, stranded min. | 0.2 mm ² |
| 2 conductors with same cross section, stranded max. | 1.5 mm ² |
| 2 conductors with same cross section, stranded, ferrules without plastic sleeve, min. | 0.25 mm ² |
| 2 conductors with same cross section, stranded, ferrules without plastic sleeve, max. | 1 mm ² |
| 2 conductors with same cross section, stranded, TWIN ferrules with plastic sleeve, min. | 0.5 mm ² |
| 2 conductors with same cross section, stranded, TWIN ferrules with plastic sleeve, max. | 1.5 mm ² |
| Minimum AWG according to UL/CUL | 30 |
| Maximum AWG according to UL/CUL | 12 |

Printed-circuit board connector - MSTB 2,5/14-STZ - 1759376

Classifications

eCl@ss

| | |
|------------|----------|
| eCl@ss 4.0 | 272607xx |
| eCl@ss 4.1 | 27260701 |
| eCl@ss 5.0 | 27260701 |
| eCl@ss 5.1 | 27260701 |
| eCl@ss 6.0 | 27260704 |
| eCl@ss 7.0 | 27440402 |
| eCl@ss 8.0 | 27440309 |

ETIM

| | |
|----------|----------|
| ETIM 3.0 | EC001121 |
| ETIM 4.0 | EC002638 |
| ETIM 5.0 | EC002638 |

UNSPSC

| | |
|---------------|----------|
| UNSPSC 6.01 | 30211810 |
| UNSPSC 7.0901 | 39121409 |
| UNSPSC 11 | 39121409 |
| UNSPSC 12.01 | 39121409 |
| UNSPSC 13.2 | 39121409 |

Approvals

Approvals


Approvals

CSA / UL Recognized / VDE Gutachten mit Fertigungsüberwachung / cUL Recognized / IECCE CB Scheme / CCA / EAC / cULus Recognized

Ex Approvals

Approvals submitted

Approval details

| | | | |
|---|--------------------------------|-------|-------|
| CSA  | B | D | |
| | mm ² /AWG/kcmil | 28-12 | 28-12 |
| | Nominal current I _N | 15 A | 10 A |

Printed-circuit board connector - MSTB 2,5/14-STZ - 1759376

Approvals

| | B | D |
|--------------------|-------|-------|
| Nominal voltage UN | 300 V | 300 V |

UL Recognized

| | B | D |
|--------------------------------|-------|-------|
| mm ² /AWG/kcmil | 30-12 | 30-12 |
| Nominal current I _N | 12 A | 10 A |
| Nominal voltage UN | 250 V | 300 V |

VDE Gutachten mit Fertigungsüberwachung

| mm ² /AWG/kcmil | 0.2-2.5 |
|--------------------------------|---------|
| Nominal current I _N | 12 A |
| Nominal voltage UN | 250 V |

cUL Recognized

| | B | D |
|--------------------------------|-------|-------|
| mm ² /AWG/kcmil | 30-12 | 30-12 |
| Nominal current I _N | 12 A | 10 A |
| Nominal voltage UN | 250 V | 300 V |

IECEE CB Scheme

| mm ² /AWG/kcmil | 0.2-2.5 |
|--------------------------------|---------|
| Nominal current I _N | 12 A |
| Nominal voltage UN | 250 V |


CCA

| mm ² /AWG/kcmil | 0.2-2.5 |
|--------------------------------|---------|
| Nominal current I _N | 12 A |
| Nominal voltage UN | 250 V |

EAC

Printed-circuit board connector - MSTB 2,5/14-STZ - 1759376

Approvals

cULus Recognized 

Accessories

Accessories

Bridge

Insertion bridge - EBP 2- 5 - 1733169



Insertion bridge, fully insulated, for connectors with 5.0 or 5.08 mm pitch, no. of positions: 2

Coding element

Coding profile - CP-MSTB - 1734634



Coding profile, is inserted into the slot on the plug or inverted header, red insulating material

Labeled terminal marker

Marker card - SK 5/3,8:FORTL.ZAHLEN - 0804183



Marker card, Card, white, labeled, Horizontal: Consecutive numbers 1 - 10, 11 - 20, etc. up to 91 - (99)100, Mounting type: Adhesive, for terminal block width: 5 mm, Lettering field: 5 x 3.8 mm

Screwdriver tools

Screwdriver - SZS 0,6X3,5 - 1205053



Actuation tool, for ST terminal blocks, insulated, also suitable for use as a bladed screwdriver, size: 0.6 x 3.5 x 100 mm, 2-component grip, with non-slip grip

Printed-circuit board connector - MSTB 2,5/14-STZ - 1759376

Accessories

Additional products

Base strip - DFK-MSTB 2,5/14-G - 0707219



Plug component, Nominal current: 12 A, Rated voltage (III/2): 320 V, Number of positions: 14, Pitch: 5 mm, Connection method: Solder/Slip-on connection, Color: green, Contact surface: Tin, Mounting: Direct mounting, Accessory order no. 5030172 can only be used in conjunction with MSTB 2,5/...ST and MSTBT 2,5/...ST.

Base strip - MSTBW 2,5/14-G - 1735992



Header, Nominal current: 12 A, Rated voltage (III/2): 320 V, Number of positions: 14, Pitch: 5 mm, Color: green, Contact surface: Tin, Mounting: Soldering

Base strip - MSTBVA 2,5/14-G - 1755626



Header, Nominal current: 12 A, Rated voltage (III/2): 320 V, Number of positions: 14, Pitch: 5 mm, Color: green, Contact surface: Tin, Mounting: Soldering

Base strip - MSTBV 2,5/14-G - 1753673



Header, Nominal current: 12 A, Rated voltage (III/2): 320 V, Number of positions: 14, Pitch: 5 mm, Color: green, Contact surface: Tin, Mounting: Soldering

Base strip - MSTB 2,5/14-G - 1754672



Header, Nominal current: 12 A, Rated voltage (III/2): 320 V, Number of positions: 14, Pitch: 5 mm, Color: green, Contact surface: Tin, Mounting: Soldering

Printed-circuit board connector - MSTB 2,5/14-STZ - 1759376

Accessories

Base strip - EMSTBA 2,5/14-G - 1899964

Header, Nominal current: 12 A, Rated voltage (III/2): 320 V, Number of positions: 14, Pitch: 5 mm, Color: green, Contact surface: Tin, Mounting: Press-in



Base strip - EMSTBVA 2,5/14-G - 1914975

Header, Nominal current: 12 A, Rated voltage (III/2): 320 V, Number of positions: 14, Pitch: 5 mm, Color: green, Contact surface: Tin, Mounting: Press-in



Base strip - MSTBA 2,5/14-G-LA - 1770601

Header, Nominal current: 12 A, Rated voltage (III/2): 320 V, Number of positions: 14, Pitch: 5 mm, Color: green, Contact surface: Tin, Mounting: Soldering



Base strip - MSTBA 2,5/14-G - 1757585

Header, Nominal current: 12 A, Rated voltage (III/2): 320 V, Number of positions: 14, Pitch: 5 mm, Color: green, Contact surface: Tin, Mounting: Soldering



Base strip - MSTB 2,5/14-G-LA - 1768309

Header, Nominal current: 12 A, Rated voltage (III/2): 320 V, Number of positions: 14, Pitch: 5 mm, Color: green, Contact surface: Tin, Mounting: Soldering



Printed-circuit board connector - MSTB 2,5/14-STZ - 1759376

Accessories

Base strip - MDSTBV 2,5/14-G1 - 1762965



Header, Nominal current: 10 A, Rated voltage (III/2): 320 V, Number of positions: 14, Pitch: 5 mm, Color: green, Contact surface: Tin, Mounting: Soldering, In combination with MVSTB or FKCV plug components, both an MVSTBW (or FKCVW) and an MVSTBR plug (or FKCVR) must be used. Combination with TMSTBP plug components is not possible!

Base strip - MDSTB 2,5/14-G1 - 1762813



Header, Nominal current: 10 A, Rated voltage (III/2): 320 V, Number of positions: 14, Pitch: 5 mm, Color: green, Contact surface: Tin, Mounting: Soldering, In combination with MVSTB or FKCV plug components, both an MVSTBW (or FKCVW) and an MVSTBR plug (or FKCVR) must be used. Combination with TMSTBP plug components is not possible!

Base strip - SMSTBA 2,5/14-G - 1769926



Header, Nominal current: 12 A, Rated voltage (III/2): 320 V, Number of positions: 14, Pitch: 5 mm, Color: green, Contact surface: Tin, Mounting: Soldering

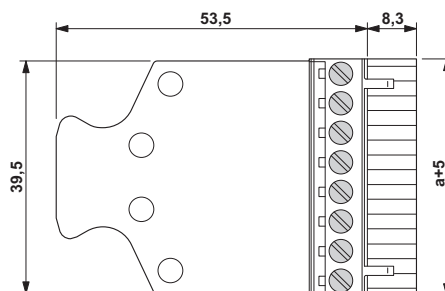
Base strip - SMSTB 2,5/14-G - 1769353



Header, Nominal current: 12 A, Rated voltage (III/2): 320 V, Number of positions: 14, Pitch: 5 mm, Color: green, Contact surface: Tin, Mounting: Soldering

Drawings

Dimensioned drawing



The illustration shows the dimensional drawing of the 9-pos. version of the product

