


TIMERS





The modules **CT2** and **CT3** are electronic timers that are designed to be inserted between a standard plug-in relay and its socket, enabling the relay to be operated as a timer relay.

The **CT** modules are able to accept any standard 8- or 11-pin RELECO series C2 or C3 as well as those from any other supplier.

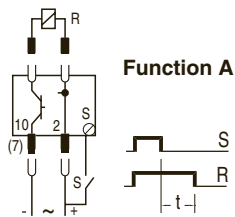
The relay coil voltage must be in the range shown for each model.

CT2A

CT3A

Off delay

The timing starts when **S** is switched off. The relay drops out at time (**t**).



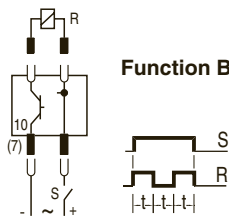
Function A

CT2B

CT3B

Blinker

The relay blinks ON/OFF at time (**t**) when switch **S** is closed. First pulse, ON.



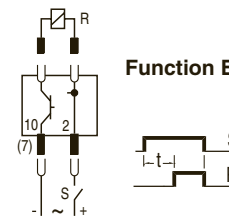
Function B

CT2E

CT3E

On delay

The timing starts when the switch **S** is closed. The relay pulls in at the time (**t**).



Function E

CT2-A30/S*	9.5 - 18 V
CT2-A30/L	20 - 65 V
CT2-A30/M	90 - 150 V
CT2-A30/U	180 - 265 V

CT3-A30/S*	9.5 - 18 V
CT3-A30/L	20 - 65 V
CT3-A30/M	90 - 150 V
CT3-A30/U	180 - 265 V

CT2-B30/S*	9.5 - 18 V
CT2-B30/L	20 - 65 V
CT2-B30/H	90 - 265 V

CT3-B30/S*	9.5 - 18 V
CT3-B30/L	20 - 65 V
CT3-B30/H	90 - 265 V

CT2-E30/S*	9.5 - 18 V
CT2-E30/L	20 - 65 V
CT2-E30/H	90 - 265 V

CT3-E30/S*	9.5 - 18 V
CT3-E30/L	20 - 65 V
CT3-E30/H	90 - 265 V

*All types are for AC/DC except "S" voltage range (only DC)

CT2... (8-Pin) and CT3... (11-Pin) types with time range from 0.2 seconds to 30 minutes (range 30)

Specifications

Time accuracy:

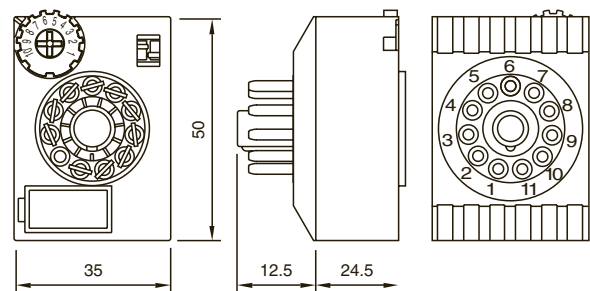
Repetition	+0.5% / 20 ms
Supply voltage	1 ms / volt.
Ambient temperature	-0.25% / K
Reset time (types E, W, B)	<150 ms
Reset time (types A, K)	<200 ms
Triggering time: AC, 80 ms ; DC, 50 ms	
Ambient temperature	-10°C to +60°C
Transient protection	IEC 255.4
Housing material:	Noryl SE1 (UL94 V-1)
Protection class (DIN 40050)	IP 40
Weight avg.	35 g

Time Range Setting

Range 30	Dip - Sw
0.2 - 3 s	
2 - 30 s	
0.2 - 3 min	
2 - 3 min	



Dimensions





The modules **CT2** and **CT3** are electronic timers that are designed to be inserted between a standard plug-in relay and its socket, enabling the relay to be operated as a timer relay.

The **CT** modules are able to accept any standard 8- or 11-pin RELECO series C2 or C3 as well as those from any other supplier.

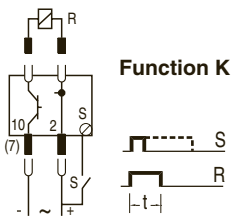
The relay coil voltage must be in the range shown for each model.

CT2K

CT3K

One shot, aux. pulse

The relay turns ON with a pulse on the switch **S** and turns OFF at the time (**t**).



Function K

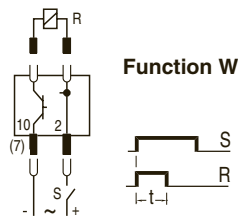
CT2-K30/S*	9.5 - 18 V
CT2-K30/L	20 - 65 V
CT2-K30/M	90 - 150 V
CT2-K30/U	180 - 265 V
CT3-K30/S*	9.5 - 18 V
CT3-K30/L	20 - 65 V
CT3-K30/M	90 - 150 V
CT3-K30/U	180 - 265 V

CT2W

CT3W

One shot

The relay turns ON as switch **S** is closed and turns OFF at the time (**t**).



Function W

CT2-W30/S*	9.5 - 18 V
CT2-W30/L	20 - 65 V
CT2-W30/H	90 - 265 V
CT3-W30/S*	9.5 - 18 V
CT3-W30/L	20 - 65 V
CT3-W30/H	90 - 265 V

*All types are for AC/DC except "S" voltage range (only DC)

CT2... (8-Pin) and CT3... (11-Pin) types with time range from 0.2 seconds to 30 minutes (range 30)

Specifications

Time accuracy:

Repetition	+0.5% / 20 ms
Supply voltage	1 ms / volt.
Ambient temperature	-0.25% / K
Reset time (types E, W, B)	<150 ms
Reset time (types A, K)	<200 ms
Triggering time: AC, 80 ms ; DC, 50 ms	
Ambient temperature	-10°C to +60°C
Transient protection	IEC 255.4
Housing material:	Noryl SE1 (UL94 V-1)
Protection class (DIN 40050)	IP 40
Weight avg.	35 g

Time Range Setting

Range 30	Dip - Sw
0.2 - 3 s	
2 - 30 s	
0.2 - 3 min	
2 - 3 min	



Dimensions

