

High Current Connectors - UKH 150 - 3010110

Please be informed that the data shown in this PDF Document is generated from our Online Catalog. Please find the complete data in the user's documentation. Our General Terms of Use for Downloads are valid (<http://download.phoenixcontact.com>)




High Current Connectors, Connection method: Screw connection, Cross section: 35 mm² - 150 mm², AWG: 2 - 300 kcmil, Width: 31 mm, Height: 107.3 mm, Color: gray, Mounting type: NS 35/15, NS 32

Why buy this product

- ✓ Reliable cable connection is ensured by three-point centering of the conductor in the prismatic sleeve base
- ✓ Low contact resistance of the contact surface due to ribbing
- ✓ Screw locking by means of spring-loaded elements in the clamping part



Key commercial data

Packing unit	10 pc
GTIN	 4 017918 091842
Weight per Piece (excluding packing)	360.67 g
Custom tariff number	85369010
Country of origin	Poland

Technical data

General

Number of levels	1
Number of connections	2
Color	gray
Insulating material	PA
Inflammability class according to UL 94	V0
Maximum load current	309 A (with 150 mm ² conductor cross section)
Rated surge voltage	8 kV
Pollution degree	3
Surge voltage category	III
Insulating material group	I
Connection in acc. with standard	IEC 60947-7-1

High Current Connectors - UKH 150 - 3010110

Technical data

General

Nominal current I_N	309 A
Nominal voltage U_N	1000 V
Open side panel	nein

Dimensions

Width	31 mm
Length	100 mm
Height	107.3 mm
Height NS 35/15	118.5 mm
Height NS 32	116 mm

Connection data

Note	Screws with hexagonal socket
Connection in acc. with standard	IEC 60947-7-1
Connection method	Screw connection
Note	Note: Product releases, connection cross sections and notes on connecting aluminum cables can be found in the download area.
Conductor cross section solid min.	35 mm ²
Conductor cross section solid max.	150 mm ²
Conductor cross section AWG/kcmil min.	2
Conductor cross section AWG/kcmil max.	300 kcmil
Conductor cross section stranded min.	50 mm ²
Conductor cross section stranded max.	150 mm ²
Min. AWG conductor cross section, stranded	1/0
Max. AWG conductor cross section, stranded	300 kcmil
Conductor cross section stranded, with ferrule without plastic sleeve min.	50 mm ²
Conductor cross section stranded, with ferrule without plastic sleeve max.	150 mm ²
Conductor cross section stranded, with ferrule with plastic sleeve min.	50 mm ²
Conductor cross section stranded, with ferrule with plastic sleeve max.	150 mm ²
2 conductors with same cross section, solid min.	25 mm ²
2 conductors with same cross section, solid max.	50 mm ²
2 conductors with same cross section, stranded min.	35 mm ²
2 conductors with same cross section, stranded max.	50 mm ²
2 conductors with same cross section, stranded, ferrules without plastic sleeve, min.	25 mm ²
2 conductors with same cross section, stranded, ferrules without plastic sleeve, max.	50 mm ²
Cross section with insertion bridge, solid max.	150 mm ²
Cross section with insertion bridge, stranded max.	120 mm ²
Stripping length	40 mm
Internal cylindrical gage	B14

High Current Connectors - UKH 150 - 3010110

Technical data

Connection data

Screw thread	M10
Tightening torque, min	25 Nm
Tightening torque max	30 Nm

Classifications

eCl@ss

eCl@ss 4.0	27141120
eCl@ss 4.1	27141120
eCl@ss 5.0	27141120
eCl@ss 5.1	27141120
eCl@ss 6.0	27141120
eCl@ss 7.0	27141120
eCl@ss 8.0	27141120

ETIM

ETIM 2.0	EC000897
ETIM 3.0	EC000897
ETIM 4.0	EC000897
ETIM 5.0	EC000897

UNSPSC

UNSPSC 6.01	30211811
UNSPSC 7.0901	39121410
UNSPSC 11	39121410
UNSPSC 12.01	39121410
UNSPSC 13.2	39121410

Approvals

Approvals

Approvals

CSA / UL Recognized / GOST / BV / DNV / RS / PRS / GOST

Ex Approvals

IECEx / ATEX / FM approved / UL Recognized / cUL Recognized / cULus Recognized

Approvals submitted

High Current Connectors - UKH 150 - 3010110

Approvals

Approval details

CSA		
	B	C
mm ² /AWG/kcmil	2-300	2-300
Nominal current I _N	275 A	275 A
Nominal voltage U _N	600 V	600 V

UL Recognized		
	B	C
mm ² /AWG/kcmil	2-300	2-300
Nominal current I _N	285 A	285 A
Nominal voltage U _N	600 V	600 V

GOST		
------	--	--

BV		
----	--	--

DNV		
-----	--	--

RS		
----	--	--

PRS		
-----	--	--

GOST		
------	--	--

Accessories

Accessories

Bridge

High Current Connectors - UKH 150 - 3010110

Accessories

Insertion bridge - EB 3-31/UKH - 0201391



Insertion bridge, Number of positions: 3, Color: gray

Insertion bridge - EB 2-31/UKH - 0201388



Insertion bridge, Number of positions: 2, Color: gray

End block

End clamp - E/AL-NS 32 - 1201659



End clamp, for end support of UKH 50 - UKH 240, is pushed onto DIN rail NS 32 and fixed with 2 screws, width: 10 mm, color: Aluminum

End clamp - E/AL-NS 35 - 1201662



End clamp, for end support of UKH 50 to UKH 240, is pushed onto DIN rail NS 35 and fixed with 2 screws, width: 10 mm, color: aluminum

Labeled terminal marker

Warning label - WS-2K - 1004513



Adhesive warning plate, self-adhesive, black print: lightning flash with mixed version - "Vorsicht Spannung - Attention Danger" size of label: 32 x 26 mm

High Current Connectors - UKH 150 - 3010110

Accessories

Zack marker strip - ZB 22 CUS - 0824949



Zack marker strip, Can be ordered: Strip, white, Labeled according to customer specifications, Mounting type: Snap into tall marker groove, For terminal block width: 22 mm, Lettering field: 10.5 x 21.8 mm

Mounting material

Insertion profile - UKH 150/240 EP - 3009244



Insertion profile, Color: silver

Mounting rail

DIN rail perforated - NS 32 PERF 2000MM - 1201002



G-profile DIN rail, material: Steel, perforated, height 15 mm, width 32 mm, length 2 m

DIN rail, unperforated - NS 32 UNPERF 2000MM - 1201015



G-profile DIN rail, material: Steel, unperforated, height 15 mm, width 32 mm, length 2 m

DIN rail perforated - NS 35/15 PERF 2000MM - 1201730



DIN rail, material: steel galvanized and passivated with a thick layer, perforated, height 15 mm, width 35 mm, length: 2000 mm

High Current Connectors - UKH 150 - 3010110

Accessories

DIN rail, unperforated - NS 35/15 UNPERF 2000MM - 1201714



DIN rail, material: Steel, unperforated, height 15 mm, width 35 mm, length: 2 m

DIN rail perforated - NS 35/15 WH PERF 2000MM - 0806602



DIN rail 35 mm (NS 35)

DIN rail - NS 35/15 WH UNPERF 2000MM - 1204135



DIN rail 35 mm (NS 35)

DIN rail, unperforated - NS 35/15 AL UNPERF 2000MM - 1201756



DIN rail, deep drawn, high profile, unperforated, 1.5 mm thick, material: aluminum, height 15 mm, width 35 mm, length 2000 mm

DIN rail perforated - NS 35/15 ZN PERF 2000MM - 1206599



DIN rail, material: Galvanized, perforated, height 15 mm, width 35 mm, length: 2 m

High Current Connectors - UKH 150 - 3010110

Accessories

DIN rail, unperforated - NS 35/15 ZN UNPERF 2000MM - 1206586



DIN rail, material: Galvanized, unperforated, height 15 mm, width 35 mm, length: 2 m

DIN rail, unperforated - NS 35/15 CU UNPERF 2000MM - 1201895



DIN rail, material: Copper, unperforated, 1.5 mm thick, height 15 mm, width 35 mm, length: 2 m

End cap - NS 35/15 CAP - 1206573



DIN rail end piece, for DIN rail NS 35/15

Pick-off terminal block

Pick-off terminal block - AGK 10-UKH 150/240 - 3003554



Pick-off terminal block, Connection method: Special and hybrid connection, Cross section: 0.5 mm² - 10 mm², AWG: 20 - 8, Width: 10.2 mm, Height: 34.7 mm, Color: gray, Mounting type: On base element

Terminal marking

Zack marker strip - ZB 22:UNBEDRUCKT - 0811862



Zack marker strip, Strip, white, Unlabeled, Can be labeled with: Plotter, Mounting type: Snap into tall marker groove, For terminal block width: 22 mm, Lettering field: 10.5 x 21.8 mm

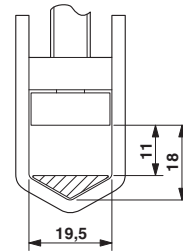
Drawings

High Current Connectors - UKH 150 - 3010110

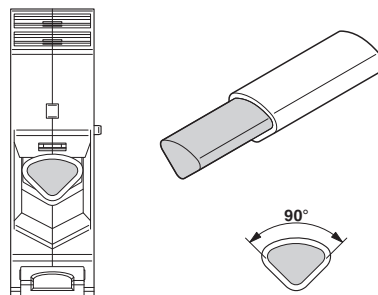
Circuit diagram



Dimensioned drawing



Schematic diagram



Connecting aluminum cables. Further notes can be found in the download area