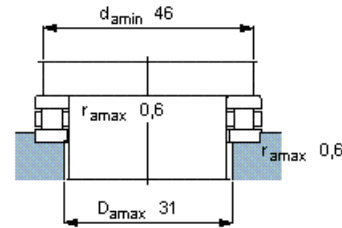
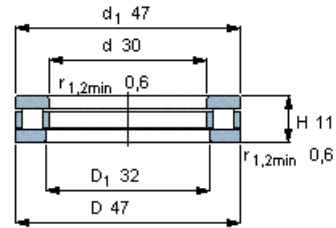


Cylindrical roller thrust bearings, complete bearings / roller and cage thrust assemblies

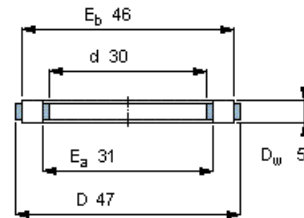


Principal dimensions			Basic load ratings		Fatigue	Minimum	Speed ratings		Mass	Designations	Roller and cage
d	D	H	dynamic	static	load limit	load factor	Reference speed	Limiting speed		Complete bearing	thrust assembly
mm			C	C ₀	P _u	A	r/min		kg	-	
30	47	11	27	78	7,65	0,00049	3000	6000	0,057	81106 TN	K 81106 TN

Complete bearing



Roller and cage thrust assembly



K 81106 TN
Mass kg 0,013

Appropriate components

Shaft washer
WS 81106

Housing washer
GS 81106

Raceway washer
LS 3047

