76342-314LF - DUBOX™ : 28 Position PCB Mounted Receptacle Through Mount, Top Entry, Double Row

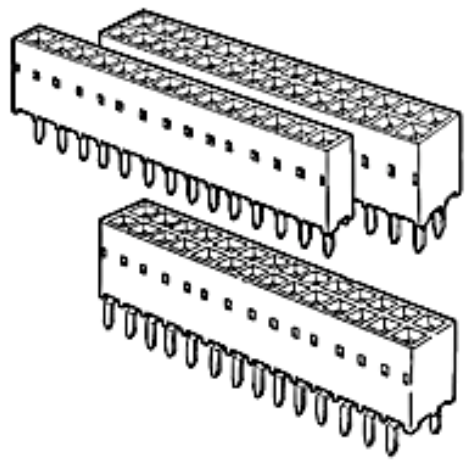

ACTIVE

RoHS compatible

www.fci.com

Mating Half

- 77313-101-28LF
- 95278-101-28LF

Specifications

General

Hold Down Style	No Locating Pegs
Number of contacts (per row)	14
Number of contacts (Total)	28
Number of rows	2
Orientation	Vertical
Packaging	Tube
Mating half	Mates with 0.64 mm (0.025 in.) Square pins.
Series Number	76342

Dimensional

Thickness (Board)	1.6 mm (0.062 in.) or 2.36 mm (0.093 in.)
Footprint (Board)	2.54 mm x 2.54 mm (0.1 in. x 0.1 in.)

Electrical

Current rating	3A max. per Contact/2A max. per Contact for Full Load
Resistance (Contact)	15 milli ohms Initial, 20 milli ohms After test
Resistance (Insulation)	100000 M-ohms
Voltage rating	1000V rms

Mechanical

Insertion force	1.50N (150 gf) per Contact
Withdrawal Force	0.3N (30 gf) min. per Contact

Mounting

Solder process	Compatible with Wave Soldering Processes

Physical

Color (Housing)	Blue
Material (Contact)	Phosphor Bronze
Material (Housing)	Glass - Filled Thermoplastic Polyester
Plating (Contact area)	0.76 µm (30 µin.) Gold

Plating (Tail)	3.81µm (150 µin.) Tin-Lead
Underplating (Contact)	1.27 µm (50 µin.) Nickel
Flammability rating	UL 94 V-0
Temperature (Range)	-65 °C to +125 °C

Approvals / Certifications

UL File Number	E66906
CSA File Number	LR46923
Approvals / Certifications	UL and CSA Approved

PRODUCT NUMBER
76342–YXXXLF

WHEN NEEDED, SUFFIX LETTER "LF" INDICATES THE PRODUCT IS RoHS COMPATIBLE, SEE NOTE 10

OPTIONAL LETTER
H: HIGH TEMPERATURE PRODUCT.
C: PACKAGED IN SHORT TUBE.

NUMBER OF POSITIONS PER ROW: 02 TO 50.

PLATING CODE
3= 0.76μm GOLD ON CONTACT AREA.
3.81μm TIN–LEAD ON TAIL.
4= 5μm TIN–LEAD ON CONTACT AREA.
3.81μm TIN–LEAD ON TAIL.
WHEN SUFFIX "LF" IS REQUIRED, 2μm MIN MATTE TIN OVER 1.27 MIN Ni IS SUPPLIED INSTEAD OF SnPb.

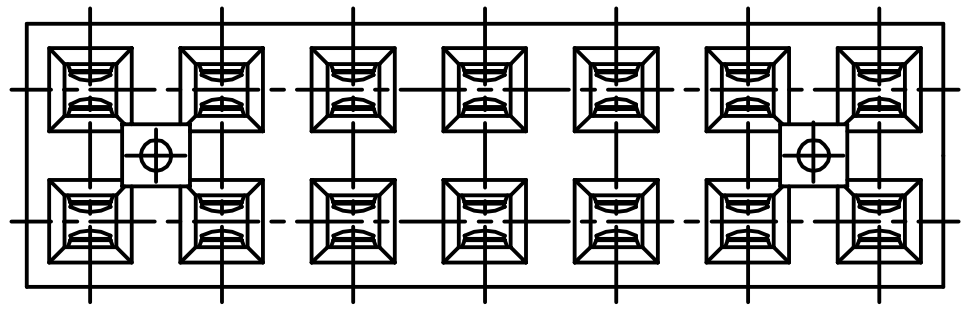

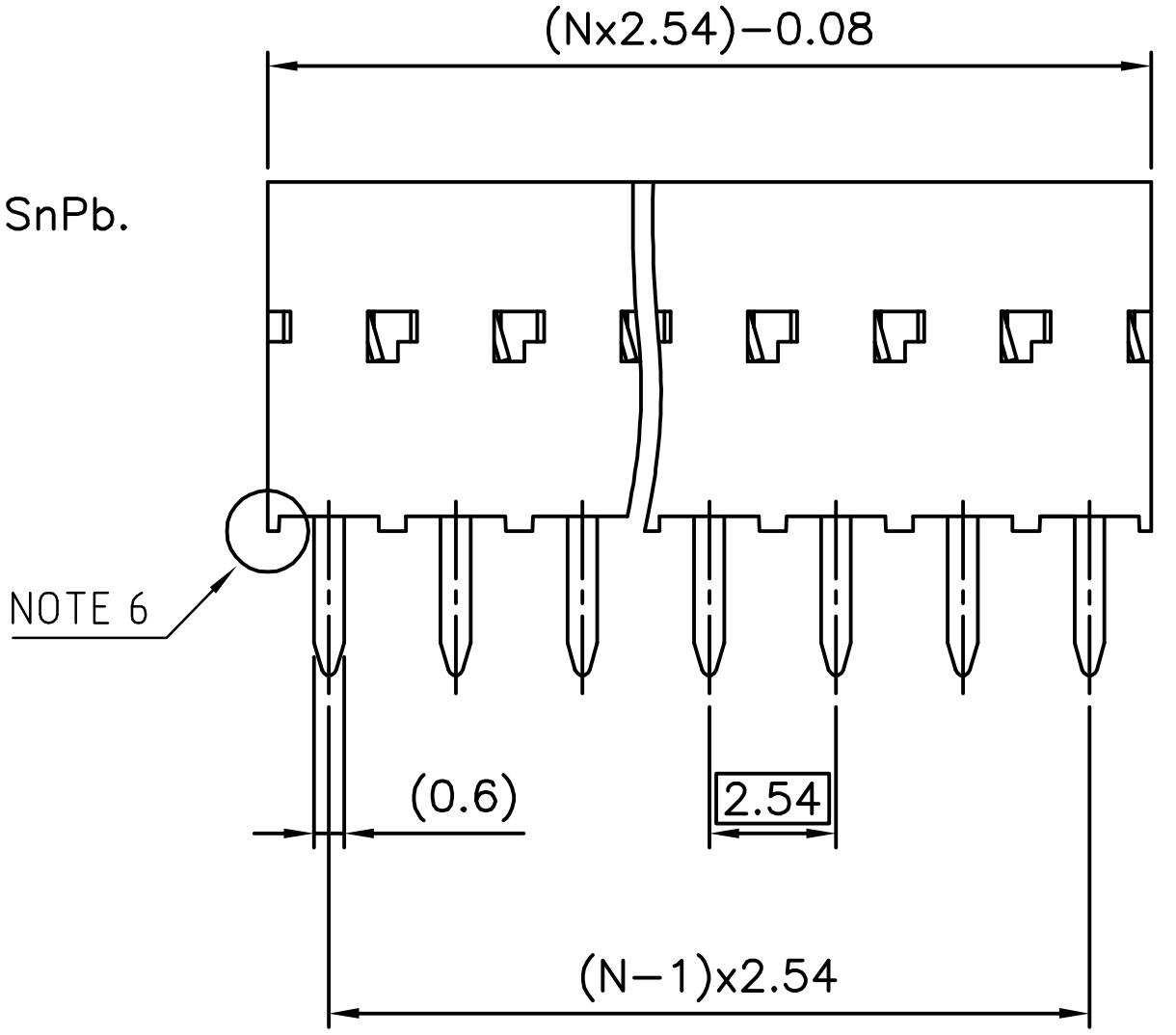

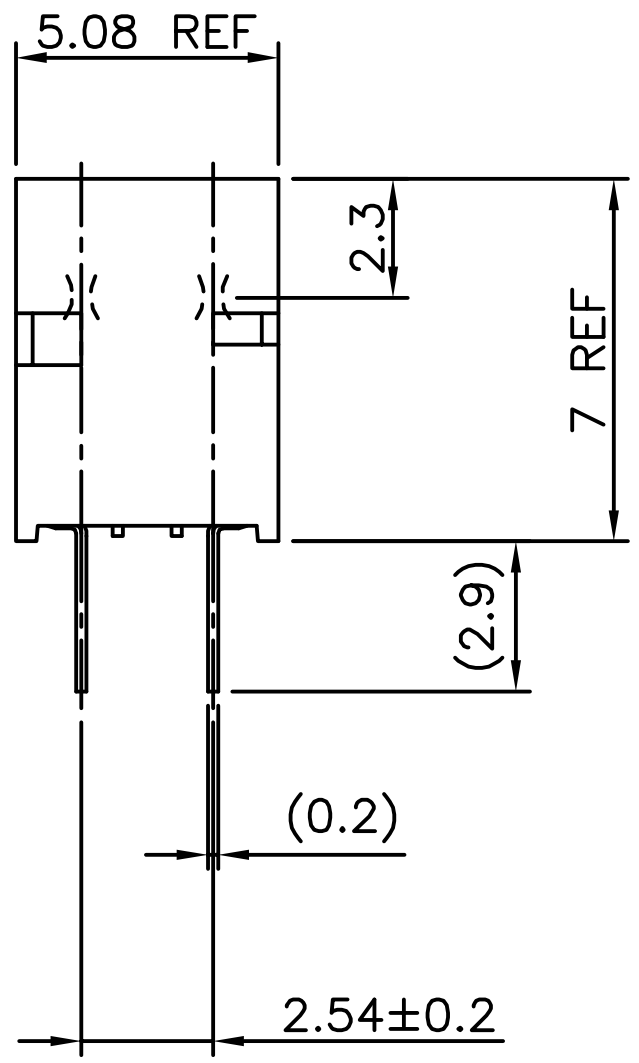

NOTES:

1 – HOUSING MAT'L: THERMOPLASTIC GLASS FILLED
FLAME RETARDANT PER UL 94 V–0
LOW TEMPERATURE: COLOR BLUE
HIGH TEMPERATURE: COLOR GREY.

2 – TERMINAL MATERIAL: PHOSPHOR BRONZE.

3 – 2 UP TO 4 POSITIONS PRODUCT PACKED IN PLASTIC BOX.
5 UP TO 50 POSITIONS PRODUCT PACKED IN TUBE.

4 – TO DETERMINE DIMENSIONS:
N = NUMBER OF POSITIONS PER ROW
EXAMPLE: 8 POS: (Nx2.54)–0.08=20.24 mm

5 – RoHS COMPATIBLE PRODUCT SPECIFICATIONS

a – PLATING:
– "LF" MEANS THE PRODUCT IS LEAD–FREE, 2μm MINIMUM MATTE TIN OVER 1.27μm MINIMUM NICKEL UNDERPLATE.

b – MANUFACTURING PROCESS COMPATIBILITY
– THE HOUSING WILL WITHSTAND EXPOSURE TO 260°C ±5°C SOLDER BATH TEMPERATURE FOR 5 SECONDS IN A WAVE SOLDER APPLICATION WITH A 1.6mm MIN THICK CIRCUIT BOARD.

c – LABELING:
– MEETS PACKAGING SPECS AS PER GS–14–920

d – LEGAL STATEMENT: SEE GS–22–008

6 – END STAND–OFFS FOR 2x2 UP TO 2X5 POS
NO END STAND–OFFS FOR 2x6 UP TO 2x50 POS

mat'l. code
SEE NOTES 1 & 2

surface ISO 1302 √
tolerance ISO 406 ISO 1101
tolerances unless otherwise specified
angles ±2°
linear ±0.3

projection
mm
scale 5:1

product family
DUBOX

title
BtB RECEPT.
VERT DR TMT

dwg no 76342
sheet 1 of 2
size A3
type CUSTOMER Drawing

ltr	ecn no	dr	date
S	F10342	DLE	01.06.12
T	F04–0347	DLE	04.09.27
U	F06–0137	DLE	06.02.27
V	F06–0204	DLE	06.06.20
W	F11–0043	JCO	12.02.22
R	F10110	GCO	01.01.16

dr	D LEGRAND	04.09.27
engr	P NIZZI	04.09.27
chr	D LEGRAND	04.09.27
appd	P NZ	04.09.27

sheet index	revision	W	B
	sheet	1	2

FCIconnect.com
Copyright FCI

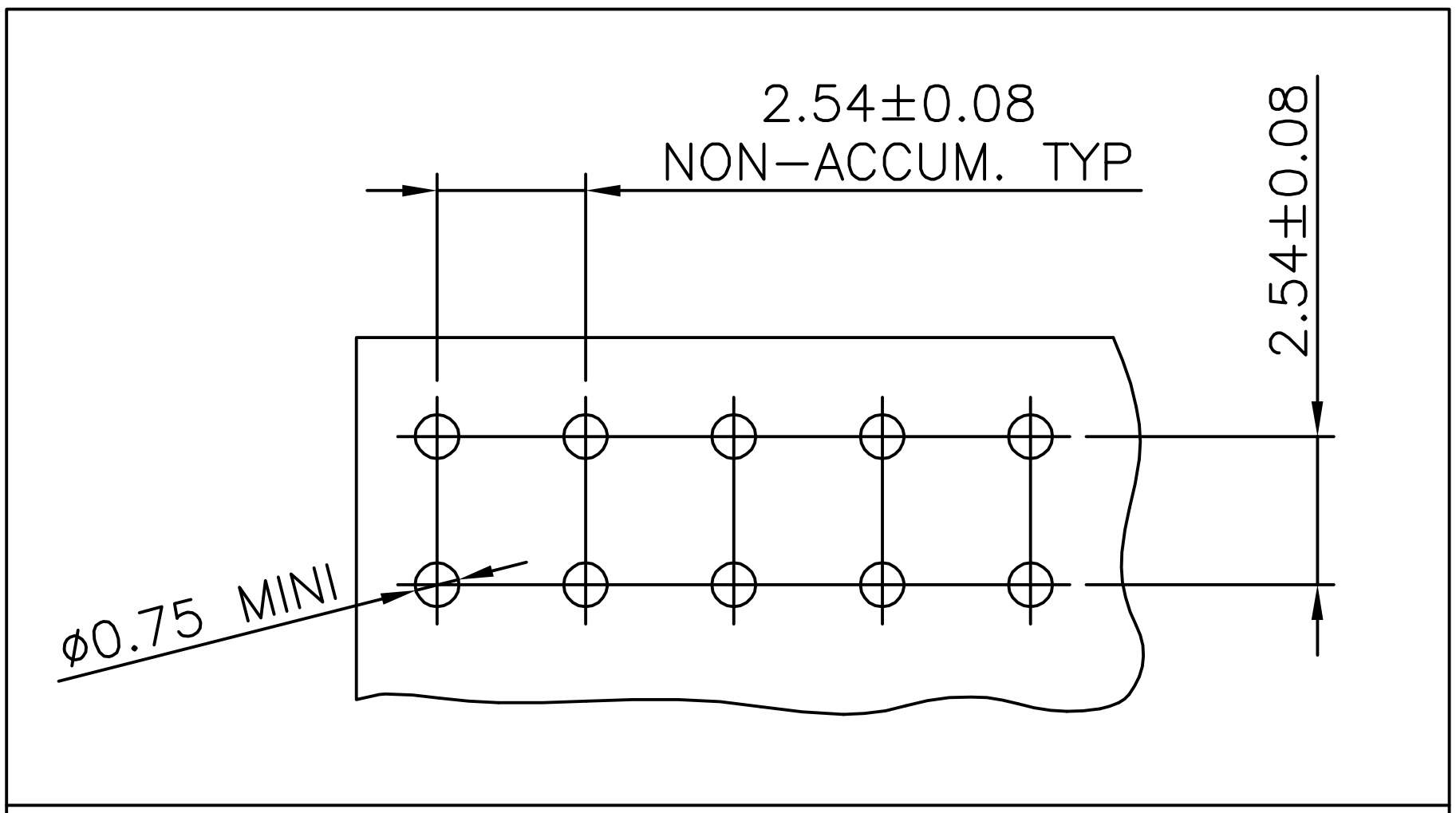

RECOMMENDED HOLE PATTERN

mat'l. code SEE SHEET 1	surface ISO 1302 √	tolerance ISO 406 ISO 1101	projection
	tolerances unless otherwise specified		mm
	angles ±2°	linear ±0.3	scale 5:1

ltr	ecn no	dr	date
A	F04–0347	DLE	04.09.27
B	F06–0204	DLE	06.06.20

dr	D LEGRAND	04.09.27
engr	P NIZZI	04.09.27
chr	D LE	04.09.27
appd	P NZ	04.09.27

product family DUBOX

title
BtB RECEPT.
VERT DR TMT

dwg no 76342
sheet 2 of 2
size A4
type CUSTOMER Drawing

sheet index
revision sheet

form: A4

Copyright FCI

FCIconnect.com

PDM: Rev:W

STATUS:Released

Printed: Mar 20, 2012