

Panel feed-through terminal block - HDFK 10 GNYE - 0707879

Please be informed that the data shown in this PDF Document is generated from our Online Catalog. Please find the complete data in the user's documentation. Our General Terms of Use for Downloads are valid (<http://phoenixcontact.com/download>)




Panel feed-through terminal block, connection method: Screw connection, Screw connection, number of positions: 1, cross section: 0.5 mm² - 16 mm², AWG 20 - 6, width: 10.1 mm, color: green-yellow

The figure shows version HDFK 10 in gray



Key Commercial Data

Packing unit	50 pc
Minimum order quantity	50 pc
GTIN	 4 017918 004262
GTIN	4017918004262
Weight per Piece (excluding packing)	0.021 kg
Custom tariff number	85369010
Country of origin	Greece

Technical data

General

Number of levels	1
Number of connections	2
Color	green-yellow
Insulating material	PA
Flammability rating according to UL 94	V0
Rated surge voltage	6 kV
Degree of pollution	3
Overvoltage category	III
Insulating material group	I
Nominal current I _N	76 A
Nominal voltage U _N	400 V (with metal panels of 1 mm ... 2.5 mm. with metal panels over 2.5 mm ... 4 mm: 250 V. with plastic panels of 1 mm ... 4 mm: 500 V)

Panel feed-through terminal block - HDFK 10 GNYE - 0707879

Technical data

General

Open side panel	No
Number of positions	1

Dimensions

Width	10.1 mm
Pitch	10.1 mm

Connection data

Connection side	Level 1 ext. 1
Connection method	Screw connection
Conductor cross section solid min.	0.5 mm ²
Conductor cross section solid max.	16 mm ²
Conductor cross section flexible min.	0.5 mm ²
Conductor cross section flexible max.	10 mm ²
Conductor cross section AWG min.	20
Conductor cross section AWG max.	6
Conductor cross section flexible, with ferrule without plastic sleeve min.	0.5 mm ²
Conductor cross section flexible, with ferrule without plastic sleeve max.	10 mm ²
Conductor cross section flexible, with ferrule with plastic sleeve min.	0.5 mm ²
Conductor cross section flexible, with ferrule with plastic sleeve max.	10 mm ²
2 conductors with same cross section, solid min.	0.5 mm ²
2 conductors with same cross section, solid max.	4 mm ²
2 conductors with same cross section, stranded min.	0.5 mm ²
2 conductors with same cross section, stranded max.	4 mm ²
2 conductors with same cross section, stranded, ferrules without plastic sleeve, min.	0.5 mm ²
2 conductors with same cross section, stranded, ferrules without plastic sleeve, max.	2.5 mm ²
2 conductors with same cross section, stranded, TWIN ferrules with plastic sleeve, min.	0.5 mm ²
2 conductors with same cross section, stranded, TWIN ferrules with plastic sleeve, max.	6 mm ²
Stripping length	11 mm
Internal cylindrical gage	B6
Screw thread	M4
Tightening torque, min	1.5 Nm
Tightening torque max	1.8 Nm
Connection side	Level 1 int. 1
Connection method	Screw connection
Conductor cross section solid min.	0.5 mm ²
Conductor cross section solid max.	16 mm ²
Conductor cross section flexible min.	0.5 mm ²
Conductor cross section flexible max.	10 mm ²

Panel feed-through terminal block - HDFK 10 GNYE - 0707879

Technical data

Connection data

Conductor cross section AWG min.	20
Conductor cross section AWG max.	6
Internal cylindrical gage	B6

Standards and Regulations

Connection in acc. with standard	CSA
	IEC / EN
Flammability rating according to UL 94	V0

Environmental Product Compliance

REACH SVHC	Lead 7439-92-1
China RoHS	Environmentally Friendly Use Period = 50
	For details about hazardous substances go to tab "Downloads", Category "Manufacturer's declaration"

Classifications

eCl@ss

eCl@ss 4.0	27141131
eCl@ss 4.1	27141131
eCl@ss 5.0	27141134
eCl@ss 5.1	27141100
eCl@ss 6.0	27141100
eCl@ss 7.0	27141134
eCl@ss 8.0	27141134
eCl@ss 9.0	27141134

ETIM

ETIM 2.0	EC001283
ETIM 3.0	EC001283
ETIM 4.0	EC001283
ETIM 5.0	EC001283
ETIM 6.0	EC001283
ETIM 7.0	EC001283

UNSPSC

UNSPSC 6.01	30211811
UNSPSC 7.0901	39121410
UNSPSC 11	39121410
UNSPSC 12.01	39121410
UNSPSC 13.2	39121410

Panel feed-through terminal block - HDFK 10 GNYE - 0707879

Approvals


Approvals


Approvals


CSA / KEMA-KEUR / IECCE CB Scheme / EAC / cULus Recognized

Ex Approvals

Approval details

CSA		http://www.csagroup.org/services-industries/product-listing/	13631
Nominal voltage UN		300 V	
Nominal current IN		65 A	
mm ² /AWG/kcmil		22-6	

KEMA-KEUR		http://www.dekra-certification.com	2169260.01
Nominal voltage UN		250 V	
Nominal current IN		57 A	
mm ² /AWG/kcmil		10	

IECEE CB Scheme		http://www.iecee.org/	NL-29947
Nominal voltage UN		250 V	
Nominal current IN		57 A	
mm ² /AWG/kcmil		10	

EAC		B.01742	
-----	---	---------	--

Panel feed-through terminal block - HDFK 10 GNYE - 0707879

Approvals

cULus Recognized		http://database.ul.com/cgi-bin/XYV/template/LISEXT/1FRAME/index.htm	E60425-19870911
	B	C	D
Nominal voltage UN	300 V	150 V	300 V
Nominal current IN	65 A	65 A	10 A
mm ² /AWG/kcmil	24-6	24-6	24-6

Accessories

Accessories

Insertion bridge

Insertion bridge - EB 2-10 - 0203153



Insertion bridge, pitch: 10 mm, number of positions: 2, color: gray

Insertion bridge - EB 3-10 - 0203328



Insertion bridge, pitch: 10 mm, number of positions: 3, color: gray

Insertion bridge - EB 10-10 - 0203137



Insertion bridge, pitch: 10 mm, number of positions: 10, color: gray

Terminal marking

Zack marker strip - ZB 8:UNBEDRUCKT - 1052002



Zack marker strip, Strip, white, unlabeled, can be labeled with: CMS-P1-PLOTTER, PLOTMARK, mounting type: snap into tall marker groove, for terminal block width: 8.2 mm, lettering field size: 10.5 x 8.15 mm

Panel feed-through terminal block - HDFK 10 GNYE - 0707879

Accessories

Phoenix Contact 2019 © - all rights reserved
<http://www.phoenixcontact.com>