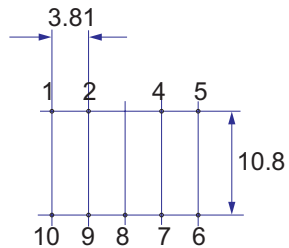
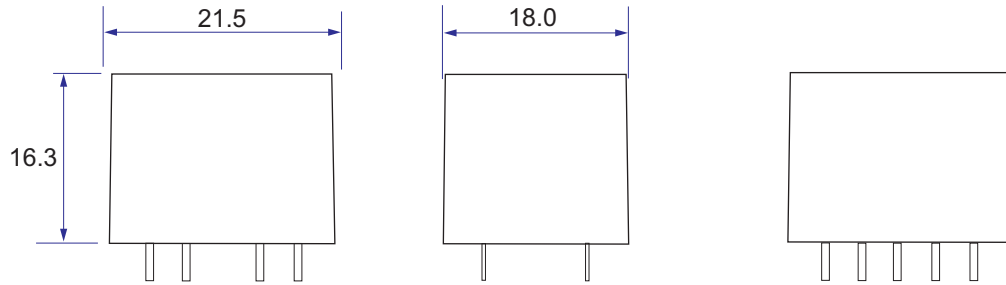
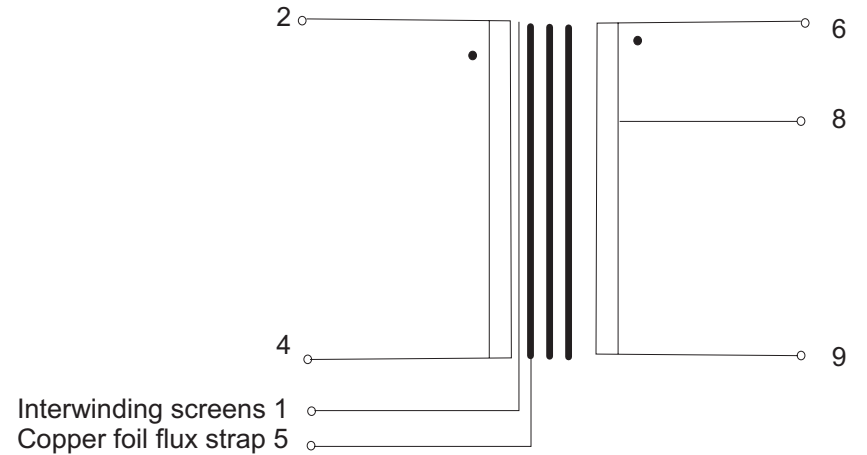
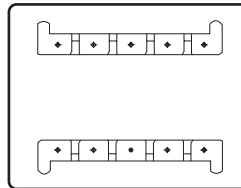


This device is intended for microphone input stages optimised for medium source impedance (~5kΩ), typical of medium Rbb bipolar transistors and operational amplifiers such as the NE5534. It can also be used for line level inputs when used in current mode active input circuits.




Pin view



Turns ratio	1: 6 tapped at 1:1.8		
Weight	45g		
Optimum secondary load (2 pole)	100k//180p series 18k		
	Min.	Typ.	Max.
Primary DC resistance (pins 2 - 4)		45Ω	
Secondary DC resistance (pins 6 - 9)		1k5Ω	
Optimal source impedance		150Ω	
LF -3dB point		5Hz	10Hz
HF -3dB point *	65kHz	80kHz	
30Hz max level (3% THD)	-1dBu	+0dBu	
THD (-10dBu, 1kHz)		0.003%	0.006%
CMRR (10kHz)	65dB	75dB	
CMRR (50Hz)	120dB		

Tolerance on all hole positions +/-0.2mm
 Pin diameter = 0.71mm
 Pins 7 and 10 have no connection
 Pin 3 is removed for orientation.

* With 150Ω source resistance, optimum 2 pole secondary termination, screen and case (pins 1 and 5) grounded. Unused pins should be left floating with minimal pad size for best performance.
 With 150Ω source resistance and external trimming capacitor as per application circuits.



Walters OEP Ltd.
 Unit 5, Oxonian Park, Langford Locks,
 Kidlington, Oxfordshire. OX5 1FP
 Tel: (01865) 855085 Fax: (01865) 855075
 Website: www.oep.co.uk

DESCRIPTION	ISSUE	DATE	DRAWN	CHECKED	DRAWING NUMBER
Z21808: miniature mic. / line input transformer	1	10/05/06	CS		Z21808E
	2	11/12/08	CS		
Scale: nts					
All dimensions in mm unless stated otherwise					