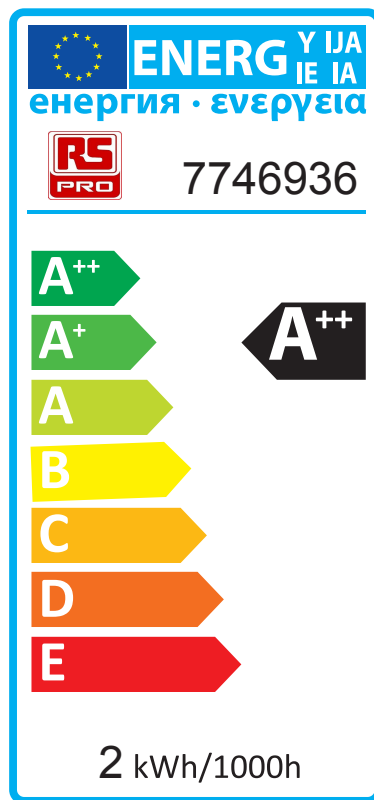


# Essentials

## LED Lamp G4

UK



## G4 LED spot bulb

### Key Features

- 1,5W LED lamp as 12W GLS replacement
- G4 base
- AC/DC 8-16V input voltage
- Non-dimmable
- Mercury free
- 2 years guarantee

### Common Characteristics<sup>1</sup>

Average lifetime: 30.000 h<sup>2</sup>  
 Switching cycles  
 (30s on, 30s off): 20.000 times  
 Casing Material: Plastic  
 Starting time max.: 1.0s  
 Warm up time for 60% light: none  
 Power factor: N/A  
 Mercury max.: 0.0mg  
 Length: 15mm  
 Diameter: 31mm  
 Weight: 6g  
 Lm / W: 80

### Characteristics Range<sup>1</sup>

Input power: 1,5W  
 Luminous flux: 110lm

RS Article No.	Color temperature
7746933	3000 K = Warm white
7746936	4000 K = Cool white
7746930	6000 K = Day white

Beam angle: 150 degree

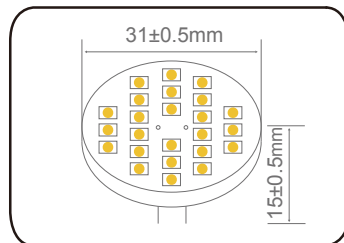
CRI: 70-80

<sup>1</sup> Typical values.

All the technical parameters apply to the entire lamp. In view of the complex manufacturing process for light emitting diodes, the typical values given above for the technical LED parameters are merely statistical values that do not necessarily correspond to the actual technical parameters of an individual product; individual products may vary from the typical values.

<sup>2</sup> The lifetime is estimated at room temperature(25 °C), free air burning, base up burning position and at rated voltage. To achieve a full lifetime a good heat exchange for the electronic components is required.

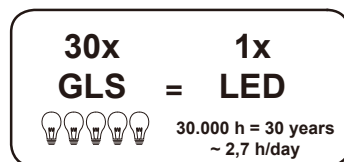
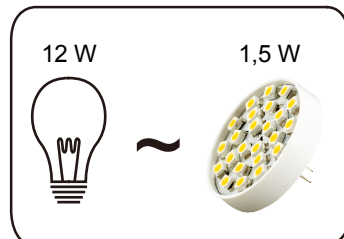
### Technical Drawing



### Lamp Conformity

2004/108/EC  
 Electromagnetic compatibility(EMC)  
 EN55015/A2:2009  
 Limits and methods of measurement of radio disturbance  
 EN61547:2009  
 Electromagnetic compatibility immunity requirements  
 2011/65/EU  
 Restriction of the use of certain hazardous substances in electrical and electronic equipment (RoHS II)

### Equivalent



### Proper Use

Suitable for indoor use.  
 For outdoor applications and operation in damp locations special approved fixture are required.  
 Operating temperature range between -15 °C and 40 °C.

### Application

Household luminaires  
 Hotels  
 Hospitals  
 Office space

### Caution

Please take the time to read this installation guide. The guide contains important information and notes regarding the installation and operation.

#### DISCLAIMER:

We disclaims liability for any direct, indirect or incidental damages in case of installation performed either not according to this guide or not performed by a professional electrician.

### Safety instruction

Always switch off the power supply before replacing. Only to apply in dry indoor usage and environments, outdoor applications requires an IP rated fixtures. Do not change the structure or an components of the LED lamp to ensure safety. Please read the installation instruction very carefully and follow the wiring instructions to ensure safety.