Alle Rechte vorbehalten/ All rights reserved

Y
(Lochbild)
(board drillings)

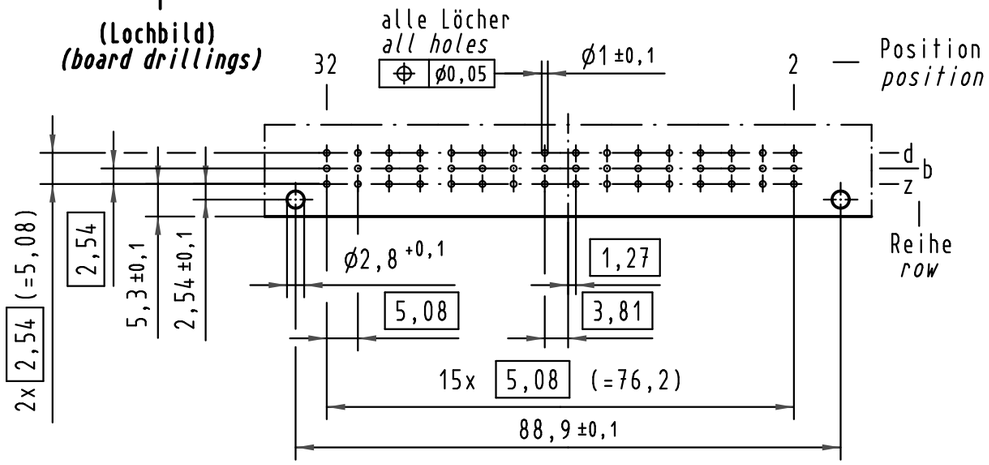

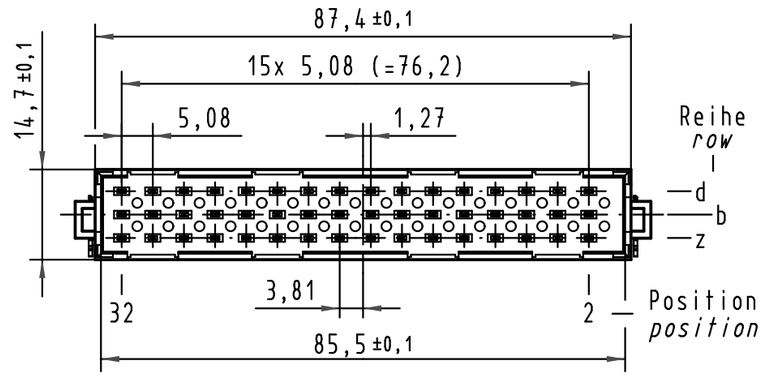

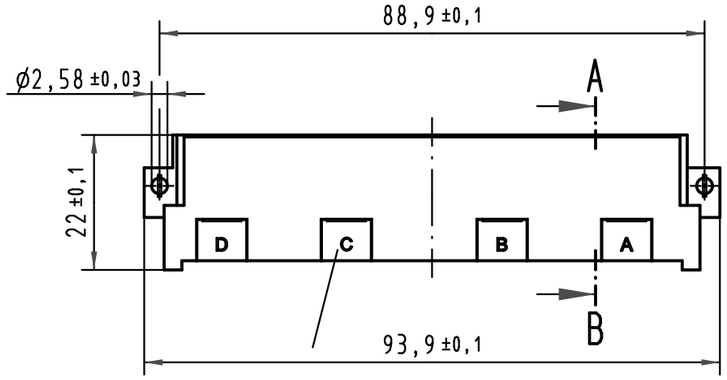

Sollbruchstelle für Kodierung
breaking point for coding

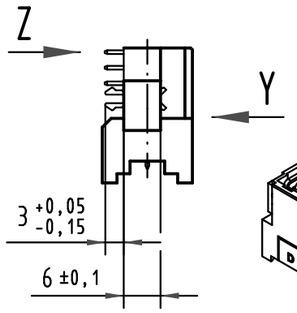

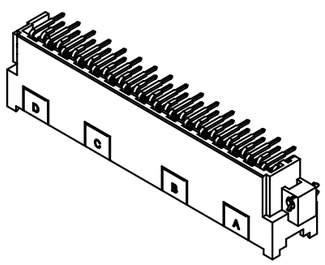

X

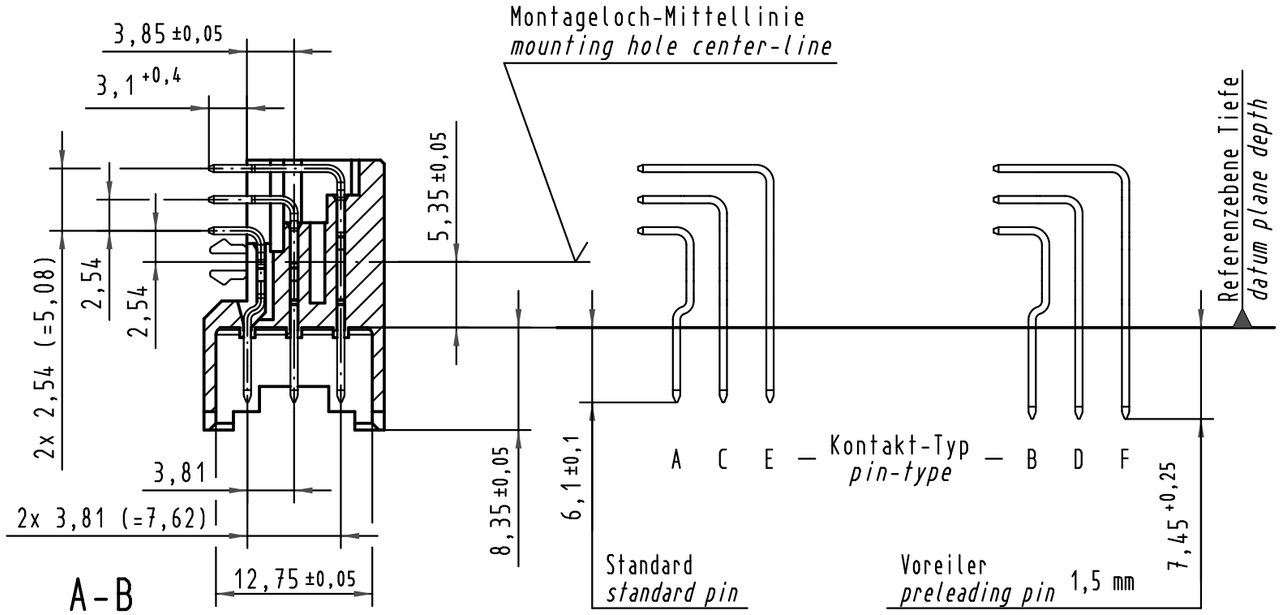

A-B
2 : 1

X Kontaktbelegung
contact loading

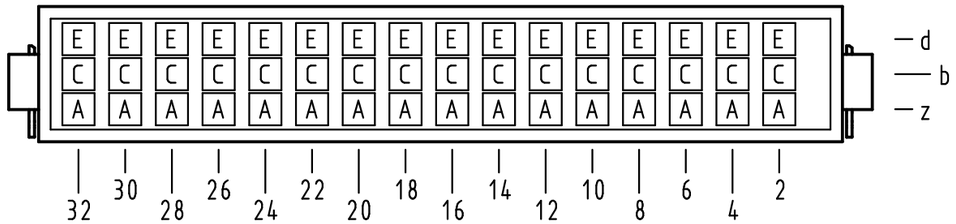

09 06 348 6901	2	Au flash over PdNi over Ni
Bestell-Nr. *part-no.*	Anforderungsstufe nach IEC *performance level acc. to IEC*	Kontaktoberfläche *contact plating*

Z
10 : 1

Querschnitt der Lötanschlüsse:
cross-section of solder terminations:

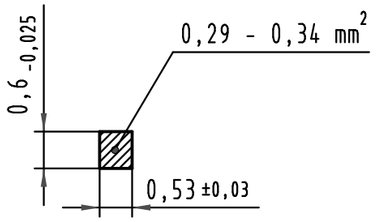

All Dimensions in mm
Original Size DIN A 3

Mod.	Dat.	Name
35260	09.09.08	Hage.
33190	08.11.05	Hage.
30791		

Techn. Character.

	Dat.	Name
Detail.	01.02.02	Rie.
Insp.	01.02.02	kfoe
Stand.		

Maßstab/*Scale*: 1:1 (2:1)

Nicht tolerierte Maße/*Free size tolerances*
IEC 60603-2

type F
male connector with clip
solder angled 2,54 48 pol.

HARTING Electronics GmbH & Co. KG
D-32339 ESPELKAMP

TB 09 06 348 x901

Sub.

Blatt/*page*