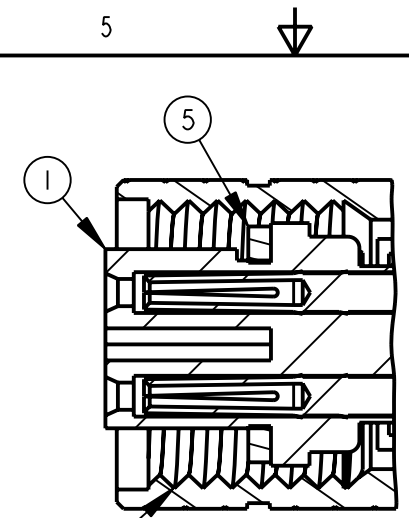


SPECIFICATIONS		F/N
CONTACT MATERIAL/PLATING	NICKEL AND GOLD PLATED BRASS	
CONTACT CARRIER: MATERIAL/COLOR	NYLON/BLACK	1
CONNECTOR STANDARDS/SPECIFICATIONS	REFERENCE: IEC 61076-2-101	
ENVIRONMENTAL PROTECTION	MEETS: NEMA 1,3,4,6P,13 AND IEC IP67	
COUPLING NUT MATERIAL/PLATING	ELECTROLESS NICKEL PLATED BRASS	2
STRAIN RELIEF BODY: MATERIAL/COLOR	PUR/BLACK, DUROMETER SHORE A 80-90	3
CABLE INFORMATION	USE BANNER CABLE 138813 OR EQUIVALENT	4
O-RING	NBR/BLACK	5
DETENT FEATURE	YES	
LABEL INFORMATION	REFERENCE DRAWING 68317	6
LABEL LOCATION	DISTANCE FROM CONNECTOR END REFERENCE "LABEL" IN TABLE 1	
CABLE COIL INNER DIAMETER	REFERENCE "COIL" IN TABLE 1	

REVISION HISTORY			
REV	DESCRIPTION	DATE	APPROVED
A	ECO 3808; MADE SPECS MORE GENERIC;	7-22-94	RH DT DL
B	ADDED NOTE 1 & P/N 45138, CHANGED SPEC TABLE, CHANGED TO CURRENT STANDARDS;	11-27-96	RSH DT
C	ECO 6183; STANDARDIZED CORDSETS; CHANGED SPEC.'S;	7-18-97	RH RJ
D	ECO 6287; CHANGED METRIC DIM'S TO REFERENCE ONLY;	10-1-97	JB DMJ
E	ECO 17198; UPDATED TO NEW CORDSET FORMAT; ADDED P/N'S 44651 AND 72218;	8-14-08	G. NELSON C. JONES

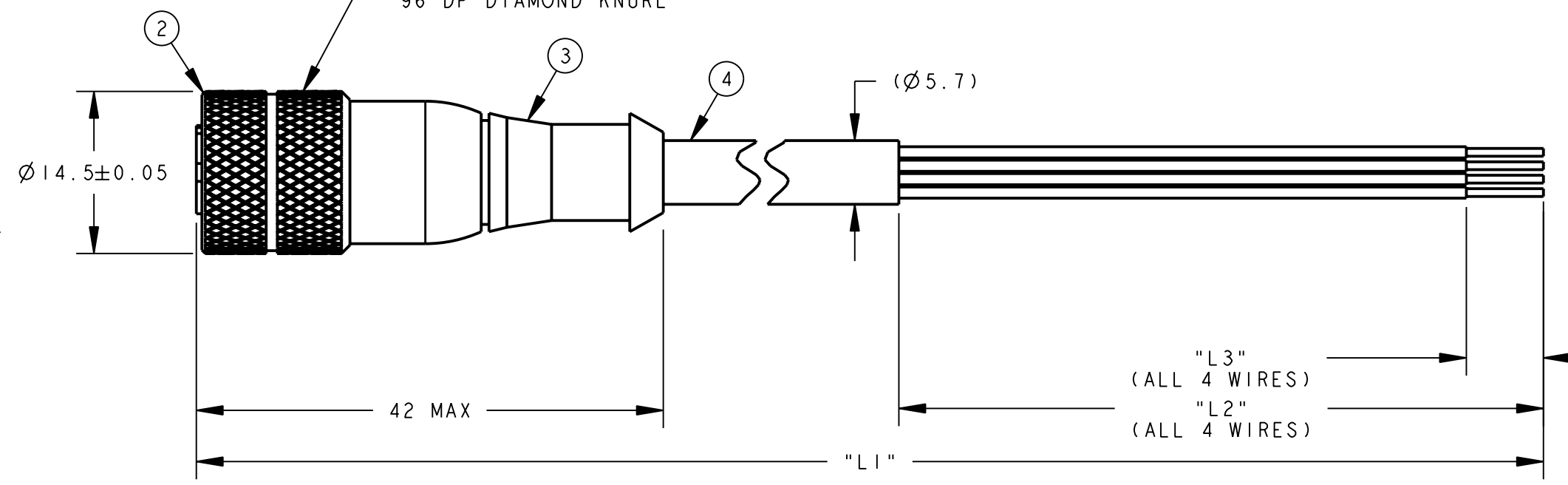
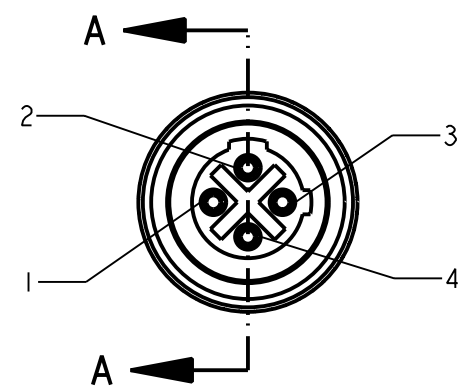


1/2-20 UNF-2B SECTION A-A SCALE 3:1

NUT CONNECTOR 96 DP DIAMOND KNURL

FEMALE POLES

- 1. RED/BLACK
- 2. RED/WHITE
- 3. RED
- 4. GREEN



ALL SHEETS ARE THE SAME REVISION STATUS

DIMENSIONS ARE IN MILLIMETERS UNLESS OTHERWISE SPECIFIED  
TOLERANCE ON ANGLE: ±3°  
X ±.5  
.X ±.1  
.XX ±.1  
INTERPRET DIMENSIONS & TOLERANCES PER ASME Y14.5M - 1994

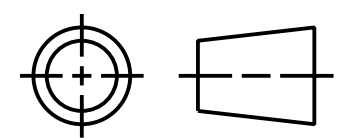
This drawing is the property of BANNER ENGINEERING CORP. and is proprietary in general and in detail. Its contents shall not be revealed to outside parties without written consent of BANNER.



BANNER ENGINEERING CORP.  
P.O. BOX 9414  
MINNEAPOLIS, MN 55440

TABLE 1						
P/N	MODEL NO.	"L1"	"L2"	"L3"	"LABEL"	"COIL"
45138	MQAC-406	2000 +50/-0	57.7 ±9.5	6.9 ±3.18	150mm	80mm
32952	MQAC-415	5000 +150/-0	57.7 ±9.5	6.9 ±3.18	150mm	80mm
44651	MQAC-430	9144 +250/-0	50 ±5	7.0 ±2	150mm	230mm
72218	MQAC-450	15500 +300/-0	50 ±5	7.0 ±2	150mm	230mm

THIRD ANGLE PROJECTION



DRAWN BY B. RUST	DATE 9-2-93
APPROVED BY D. THOMPSON	DATE 9-3-93
APPROVED BY D. LUER	DATE 9-3-93

TITLE CDS MC 4 F ST XX CABLE OUTER DIAMETER 5.70MM		
SIZE B	DRAWING NO. 32952	REV. E
SCALE 2:1	SHEET 1 OF 1	