



Price\* : 70.64 GBP



### Main

Range of product	Zelio Control
Product or component type	Modular measurement and control relays
Relay type	Voltage control relay
Product specific application	For single-phase and DC supply
Relay name	RM17UAS
Relay monitored parameters	Overvoltage or undervoltage detection Self-powered
Time delay type	Adjustable 0.1...10 s, 0 + 10 % on crossing the threshold
Switching capacity in VA	1250 VA
Minimum switching current	10 mA at 5 V DC
Maximum switching current	5 A AC/DC
Measurement range	9...15 V voltage DC
Utilisation category	AC-12 conforming to IEC 60947-5-1 AC-13 conforming to IEC 60947-5-1 AC-14 conforming to IEC 60947-5-1 AC-15 conforming to IEC 60947-5-1 DC-12 conforming to IEC 60947-5-1 DC-13 conforming to IEC 60947-5-1 DC-14 conforming to IEC 60947-5-1

### Complementary

Reset time	1500 ms for time delay
Maximum switching voltage	250 V AC/DC
[Us] rated supply voltage	12 V DC, 50/60 Hz +/- 10 %
Supply voltage limits	7...20 V DC
Power consumption in W	<= 1 W DC
Immunity to microbreaks	20 ms at 12 V
Control circuit frequency	50...60 Hz +/- 10 %
Output contacts	1 C/O
Nominal output current	5 A

Measuring cycle	<= 150 ms measurement cycle as true rms value
Hysteresis	5...20 % of threshold setting
Run-up delay at power-up	<= 100 ms DC <= 500 ms AC
Measurement accuracy	+/- 10 % of the full scale value
Repeat accuracy	+/- 0.5 % for input and measurement circuit +/- 1 % for time delay
Measurement error	< 1 % over the whole range with voltage variation 0.2 %/°C with temperature variation
Polarity	Non reversible polarity on DC supply
Quality labels	CE
Overvoltage category	III conforming to IEC 60664-1
Insulation resistance	> 500 MOhm at 500 V DC conforming to IEC 60255-5 > 500 MOhm at 500 V DC conforming to IEC 60664-1
[U] rated insulation voltage	250 V conforming to IEC 60664-1 400 V conforming to IEC 60664-1
Operating position	Any position without derating
Connections - terminals	Screw terminals 1 x 0.5...1 x 4 mm <sup>2</sup> - AWG 20...AWG 11, solid cable without cable end Screw terminals 2 x 0.5...2 x 2.5 mm <sup>2</sup> - AWG 20...AWG 14, solid cable without cable end Screw terminals 2 x 0.2...2 x 1.5 mm <sup>2</sup> - AWG 24...AWG 16, flexible cable with cable end Screw terminals 1 x 0.2...2 x 2.5 mm <sup>2</sup> - AWG 24...AWG 12, flexible cable with cable end
Tightening torque	0.6...1 N.m conforming to IEC 60947-1
Housing material	Self-extinguishing plastic
Local signalling	LED green for power ON LED yellow for relay ON
Mounting support	35 mm symmetrical DIN rail conforming to EN/IEC 60715
Electrical durability	100000 cycles
Mechanical durability	<= 30000000 cycles
Operating rate	<= 360 operations/hour under full load
Width	17.5 mm
Product weight	0.08 kg

## Environment

Electromagnetic compatibility	Emission standard for industrial environments conforming to EN/IEC 61000-6-4 Emission standard for residential, commercial and light-industrial environments conforming to EN/IEC 61000-6-3 Immunity for industrial environments conforming to NF EN/IEC 61000-6-2
Standards	EN/IEC 60255-6
Product certifications	CSA C-Tick GL GOST UL
Directives	89/336/EEC - electromagnetic compatibility 73/23/EEC - low voltage directive
Ambient air temperature for storage	-40...70 °C
Ambient air temperature for operation	-20...50 °C
Relative humidity	95 % at 55 °C conforming to IEC 60068-2-30
Vibration resistance	0.35 mm (f = 5...57.6 Hz) conforming to IEC 60068-2-6 1 gn (f = 57.6...150 Hz) conforming to IEC 60255-21-1
Shock resistance	5 gn conforming to IEC 60068-2-27
IP degree of protection	IP20 (terminals) conforming to IEC 60529 IP30 (casing) conforming to IEC 60529
Pollution degree	3 conforming to IEC 60664-1
Dielectric test voltage	2 kV AC 50 Hz, 1 min conforming to IEC 60255-5 2 kV AC 50 Hz, 1 min conforming to IEC 60664-1
Non-dissipating shock wave	4 kV conforming to IEC 60255-5 4 kV conforming to IEC 60664-1 4 kV conforming to IEC 61000-4-5

## Offer Sustainability

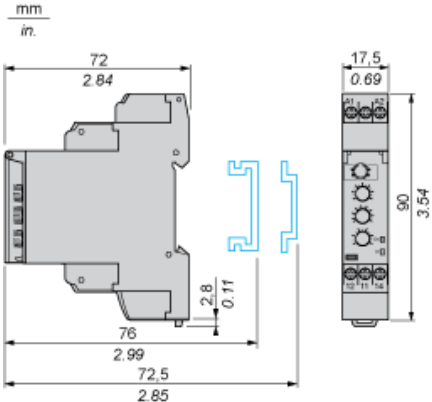
Sustainable offer status	Green Premium product
RoHS (date code: YYWW)	Compliant - since 0701 - Schneider Electric declaration of conformity <a href="#">Schneider Electric declaration of conformity</a>
REACH	Reference not containing SVHC above the threshold <a href="#">Reference not containing SVHC above the threshold</a>
Product environmental profile	Available <a href="#">End of life manual</a>
Product end of life instructions	Available

## Contractual warranty

Warranty period	18 months
-----------------	-----------

Single-Phase and DC Voltage Control Relays

Dimensions and Mounting



---

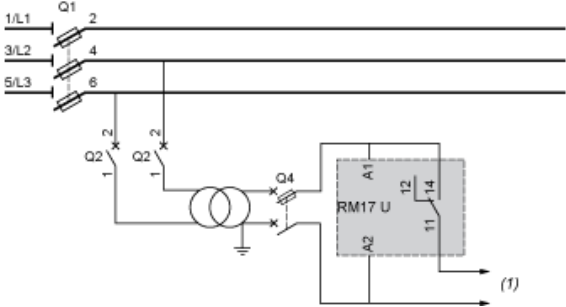
## Single-Phase and DC Voltage Control Relays

---

### Wiring Diagram



Application Scheme



(1) To sensitive loads

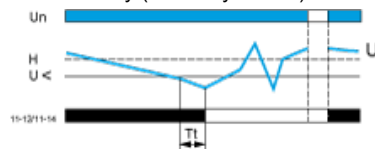
Function Diagrams

Undervoltage Control

Without memory ("No Memory" mode)

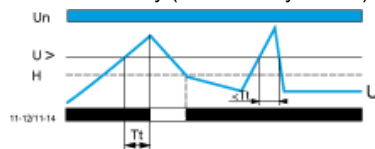


With memory ("Memory" mode)

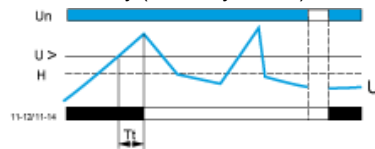


Overvoltage Control

Without memory ("No Memory" mode)



With memory ("Memory" mode)



Legend

Tt Time delay after crossing of threshold

Un Nominal supply voltage

U Monitored supply voltage

H Hysteresis

U> Overvoltage threshold

U< Undervoltage threshold

11-12, 11-14 Output relay connections (refer to Connections and Schema)

Relay status: black color = energized.

NOTE: In "Memory" mode, the relay opens when crossing of the threshold is detected and then stays in that position. The power supply voltage must be switched off to reset the product.