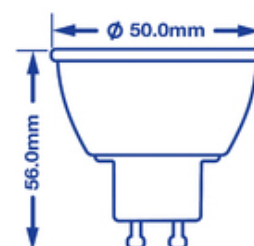


## Verbatim LED GU10 6W 3000K 430lm 3000K Warm White 450 LM

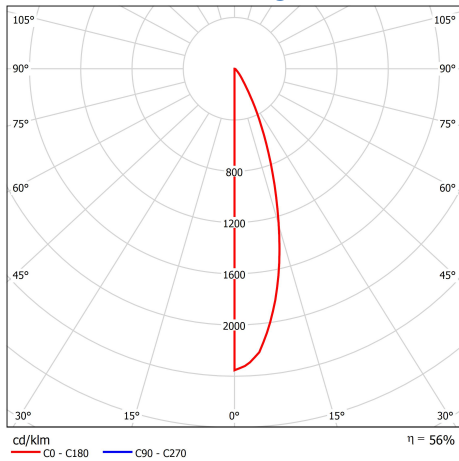
- GU10 Socket
- 220-204V
- 40,000 hours Lifetime
- 90% Energy Saving
- Luminous Flux: 450 lm
- Equivalent to 61W incandescent bulb

Product Number	52306
<b>General Data</b>	
Lamp Socket	GU10
<b>Electric Data</b>	
Wattage (W)	6.0
Wattage Equivalent (W)	61
Voltage (V)	220-204
Dimmable	no
Power Factor	≥0.8
Operating Frequency (Hz)	50/60
<b>Geometric Data</b>	
Length (mm)	56
Diameter (in mm)	50
Weight (g)	55
<b>Photometric Data</b>	
Luminous Flux (lm)	450
Luminous Flux 90° Cone (lm)	430
CRI	80
CCT (K)	3000
Luminous Intensity (cd)	1100
Beam Angle (°)	35
Luminous Efficacy (lm/W)	75
Lifetime (hrs)	40,000
Switching Cycle	100,000



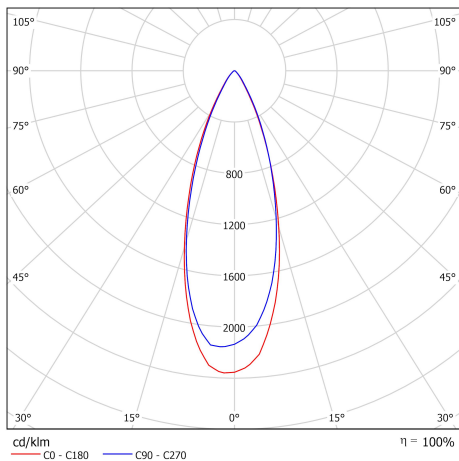
28/11/2014

### Photometric Diagrams

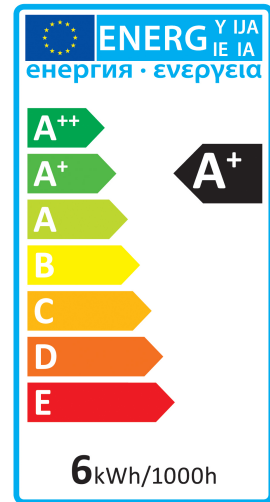


Distance [m]	Cone Diameter [m]	E(0°)	E(C90)	E(C0)	Illuminance [lx]
0.5	0.31 0.30	4490	17.2° 1788	16.7° 1975	
1.0	0.62 0.60	1123	17.2° 447	16.7° 494	
1.5	0.93 0.90	499	17.2° 199	16.7° 219	
2.0	1.24 1.20	281	17.2° 112	16.7° 123	
2.5	1.55 1.50	180	17.2° 72	16.7° 79	
3.0	1.86 1.80	125	17.2° 50	16.7° 55	

Distance [m] Cone Diameter [m] Illuminance [lx]  
 — C0 - C180 (Half-value Angle: 33.4°)  
 — C90 - C270 (Half-value Angle: 34.4°)



### Energy Rating



### Technical Packaging Details

**Barcode**  
 023942523062

**EAN 128**  
 (02)00023942523062(37)10(91)814

**EAN 14**  
 50023942523067

**Pack Dimensions(HxWxL)**  
 H67 \*W51\*L51mm (mm)

**MOQ**  
 10

**Carton Dimensions (HxWxL)**  
 H97\*W125 \*L285mm (mm)

**Cartons/Pallet**  
 171

**Layers/Pallet**  
 9

**Units/Pallet**  
 1710

28/11/2014