

Plug - PP-H 6/ 1-M BU - 3061703

Please be informed that the data shown in this PDF Document is generated from our Online Catalog. Please find the complete data in the user's documentation. Our General Terms of Use for Downloads are valid (<http://phoenixcontact.com/download>)




Plug, for self-assembly, Connection method: Push-in connection, Number of connections: 1, Number of positions: 1, Cross section: 0.5 mm² - 10 mm², AWG: 20 - 8, Width: 8.2 mm, Height: 49.3 mm, Color: blue

Why buy this product

- Large-surface labeling option
- The Push-in technology COMBI plugs for self-assembly provide solutions that users can implement themselves
- Tested for railway applications

RoHS

Key Commercial Data

| | |
|--------------------------------------|---|
| Packing unit | 50 STK |
| Minimum order quantity | 50 STK |
| GTIN |  4 046356 650359 |
| GTIN | 4046356650359 |
| Weight per Piece (excluding packing) | 7.980 g |
| Custom tariff number | 85366990 |
| Country of origin | Poland |
| Note | Made to Order (non-returnable) |

Technical data

General

| | |
|--|-------------------|
| Number of positions | 1 |
| Number of levels | 1 |
| Number of connections | 1 |
| Potentials | 1 |
| Nominal cross section | 6 mm ² |
| Color | blue |
| Insulating material | PA |
| Flammability rating according to UL 94 | V0 |

Plug - PP-H 6/ 1-M BU - 3061703

Technical data

General

| | |
|---|---|
| Area of application | Railway industry |
| | Machine building |
| | Plant engineering |
| Maximum load current | 41 A (6) |
| Rated surge voltage | 8 kV |
| Degree of pollution | 3 |
| Overvoltage category | III |
| Insulating material group | I |
| Maximum power dissipation for nominal condition | 1.31 W |
| Maximum load current | 41 A (with 6 mm ² conductor cross section) |
| Nominal current I _N | 41 A |
| Nominal voltage U _N | 1000 V |
| Open side panel | No |
| Relative insulation material temperature index (Elec., UL 746 B) | 130 °C |
| Temperature index of insulation material (DIN EN 60216-1 (VDE 0304-21)) | 130 °C |
| Static insulating material application in cold | -60 °C |
| Behavior in fire for rail vehicles (DIN 5510-2) | Test passed |
| Flame test method (DIN EN 60695-11-10) | V0 |
| Oxygen index (DIN EN ISO 4589-2) | >32 % |
| NF F16-101, NF F10-102 Class I | 2 |
| NF F16-101, NF F10-102 Class F | 2 |
| Surface flammability NFPA 130 (ASTM E 162) | passed |
| Specific optical density of smoke NFPA 130 (ASTM E 662) | passed |
| Smoke gas toxicity NFPA 130 (SMP 800C) | passed |
| Calorimetric heat release NFPA 130 (ASTM E 1354) | 28 MJ/kg |
| Fire protection for rail vehicles (DIN EN 45545-2) R22 | HL 1 - HL 3 |
| Fire protection for rail vehicles (DIN EN 45545-2) R23 | HL 1 - HL 3 |
| Fire protection for rail vehicles (DIN EN 45545-2) R24 | HL 1 - HL 3 |
| Fire protection for rail vehicles (DIN EN 45545-2) R26 | HL 1 - HL 3 |

Dimensions

| | |
|--------|---------|
| Width | 8.2 mm |
| Length | 21 mm |
| Height | 49.3 mm |
| | 31.2 mm |
| Pitch | 8.2 mm |

Connection data

| | |
|------------------------------------|---------------------|
| Connection method | Push-in connection |
| Connection in acc. with standard | IEC 61984 |
| Conductor cross section solid min. | 0.5 mm ² |

Plug - PP-H 6/ 1-M BU - 3061703

Technical data

Connection data

| | |
|---|---------------------|
| Conductor cross section solid max. | 10 mm ² |
| Conductor cross section AWG min. | 20 |
| Conductor cross section AWG max. | 8 |
| Conductor cross section flexible min. | 0.5 mm ² |
| Conductor cross section flexible max. | 6 mm ² |
| Min. AWG conductor cross section, flexible | 20 |
| Max. AWG conductor cross section, flexible | 10 |
| Conductor cross section flexible, with ferrule without plastic sleeve min. | 0.5 mm ² |
| Conductor cross section flexible, with ferrule without plastic sleeve max. | 6 mm ² |
| Conductor cross section flexible, with ferrule with plastic sleeve min. | 0.5 mm ² |
| Conductor cross section flexible, with ferrule with plastic sleeve max. | 6 mm ² |
| 2 conductors with same cross section, stranded, TWIN ferrules with plastic sleeve, min. | 0.5 mm ² |
| 2 conductors with same cross section, stranded, TWIN ferrules with plastic sleeve, max. | 1.5 mm ² |
| Stripping length | 12 mm |
| Internal cylindrical gage | A5 |

Standards and Regulations

| | |
|--|-----------|
| Connection in acc. with standard | CSA |
| | IEC 61984 |
| Flammability rating according to UL 94 | V0 |

Environmental Product Compliance

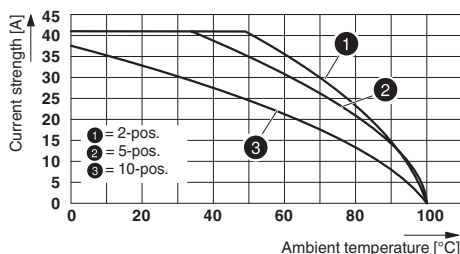
| | |
|------------|---|
| China RoHS | Environmentally friendly use period: unlimited = EFUP-e |
| | No hazardous substances above threshold values |

Drawings

Circuit diagram



Diagram



Plug - PP-H 6/ 1-M BU - 3061703

Schematic diagram



Approvals

Approvals

Approvals

UL Recognized / cUL Recognized / CSA / EAC / VDE report with production monitoring / IECCE CB Scheme / cULus Recognized

Ex Approvals


Approval details


| | | | |
|--------------------------------|-------|---|--------------|
| UL Recognized | | http://database.ul.com/cgi-bin/XYV/template/LISEXT/1FRAME/index.htm | FILE E 60425 |
| | B | C | |
| mm ² /AWG/kcmil | 20-8 | 20-8 | |
| Nominal current I _N | 40 A | 40 A | |
| Nominal voltage U _N | 600 V | 600 V | |


| | | | |
|--------------------------------|-------|---|--------------|
| cUL Recognized | | http://database.ul.com/cgi-bin/XYV/template/LISEXT/1FRAME/index.htm | FILE E 60425 |
| | B | C | |
| mm ² /AWG/kcmil | 20-8 | 20-8 | |
| Nominal current I _N | 40 A | 40 A | |
| Nominal voltage U _N | 600 V | 600 V | |


Plug - PP-H 6/ 1-M BU - 3061703

Approvals

| | | | |
|----------------------------|---|---|-------|
| CSA |  | http://www.csagroup.org/services/testing-and-certification/certified-product-listing/ | 13631 |
| | B | C | D |
| mm ² /AWG/kcmil | 20-8 | 20-8 | 20-8 |
| Nominal current IN | 40 A | 40 A | 40 A |
| Nominal voltage UN | 600 V | 600 V | 600 V |

| | | | |
|-----|---|--|---------------------|
| EAC |  | | 7500651.22.01.00246 |
|-----|---|--|---------------------|

| | | | |
|---------------------------------------|---|---|----------|
| VDE report with production monitoring |  | http://www.vde.com/en/Institute/OnlineService/VDE-approved-products/Pages/Online-Search.aspx | 40043445 |
| Nominal voltage UN | | 1000 V | |

| | | | |
|--------------------|---|---|--------------|
| IECEE CB Scheme |  | http://www.iecee.org/ | DE1-56601/B2 |
| Nominal voltage UN | | 1000 V | |

| | | | |
|------------------|---|---|--|
| cULus Recognized |  | http://database.ul.com/cgi-bin/XYV/template/LISEXT/1FRAME/index.htm | |
|------------------|---|---|--|