


WLC60 Heavy Duty Stainless Steel LED Light



Datasheet



Banner's WLC60 Heavy Duty Stainless Steel LED Lights are engineered to withstand harsh environments, making it the first choice for a machine lighting solution. A conservative mechanical design protects against liquid ingress and state-of-the-art LED technology delivers best of class brightness.

Choose between a durable polycarbonate window or a borosilicate glass (BSG) option featuring enhanced chemical and thermal resistance. This smart industrial lighting solution also features energy efficient eco-mode dimming states to tailor the lumen levels and power consumption to the application.

- Rugged and durable for harsh environments
- Oil, chemical, and water resistant with IP67, IP68g, and IP69K ratings
- High brightness paired with advanced glare-reducing optics
- Easy to install with a wide variety of mounting solutions
- Highly resistant to vibration and shock
- Input voltage of 12 to 30 V dc
- Integral 4-pin M12 Euro-style Quick Disconnect connector (mating cable required)
- Models have four discrete intensity level settings

Models	Lighted Length (mm)	Window
WLC60XW340SSQ	340	Polycarbonate
WLC60XW340GSSQ		Borosilicate Glass

Specifications

Supply Voltage

Operating Voltage: 12 to 30 V dc

Max. Current

1.4 A at 12 V dc

0.7 A at 24 V dc

0.56 A at 30 V dc

Max. Input Power: 16.8 Watts

Typical Current

1.3 A at 12 V dc

0.59 A at 24 V dc

0.47 A at 30 V dc

Supply Protection Circuitry

Protected against reverse polarity and transient voltages

Construction

316L stainless steel housing; polycarbonate or borosilicate glass window; buna o-ring seals (consult factory for additional seal options)

Connections

Integral 4-pin Euro-style QD (4-pin connecting cordset required)

Light Characteristics

Color temperature (CCT): 6000–7100K

Color: Cool white

Lumen output at 25 °C (77 °F) typical for 340 mm models: 1300 lumens

Luminous efficacy at 25 °C (77 °F) typical: 92 lumens per watt at 24 V dc

Spacing Criterion

0.86

Operating Temperature

–40 °C to +50 °C (–40 °F to +122 °F) at the max. intensity setting

–40 °C to +70 °C (–40 °F to +158 °F) at any of the dim settings

Environmental Rating

IEC IP67/IP68g / IP69K per DIN 40050

Storage Temperature

–40 °C to +70 °C (–40 °F to +158 °F)

Vibration and Mechanical Shock

All models meet Mil. Std. 202F requirements method 201A (vibration: 10 to 60 Hz max., double amplitude 0.06", maximum acceleration 10G). Also meets IEC 947-5-2; 30G 11 ms duration, half sine wave.

Certifications



Spacing Criteria (SC)

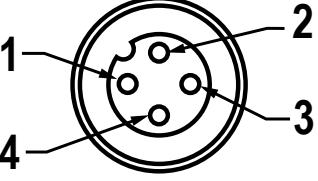
The spacing criteria is the fixture-spacing-to-mounting-height ratio and aids in laying out a pattern of fixtures. Multiply the spacing criteria by the mounting height to get the maximum fixture spacing that still provides even illumination (no shadowing between fixtures).

Luminaire Spacing = SC × Height to Illuminated Plane




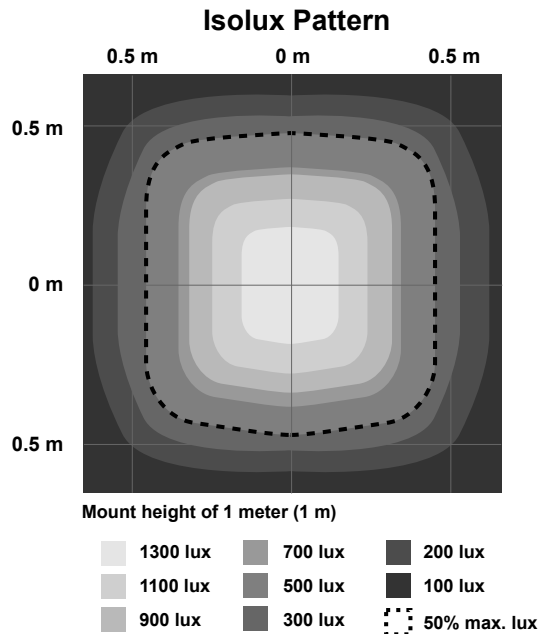
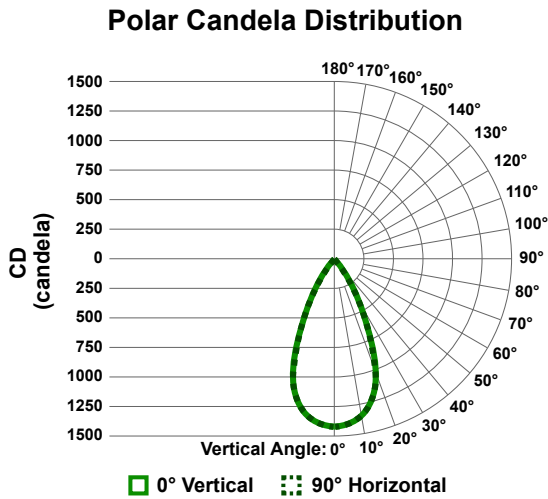
The mounting height is the distance from the fixture to the surface you are lighting.

Hookups

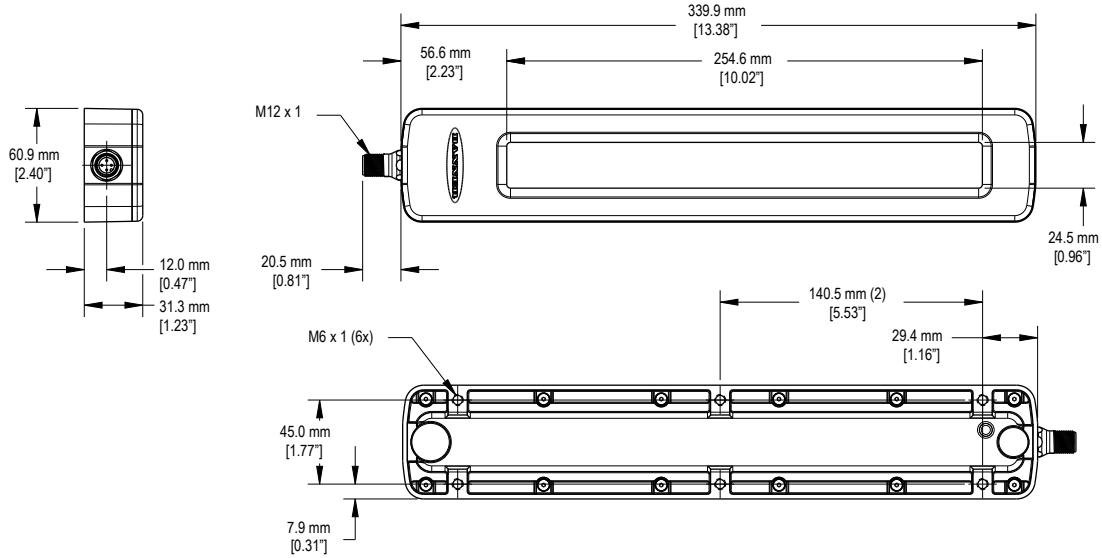
	Pins	Color	Color/Connection
	1	brown	12–30V dc
	3	blue	dc common
	4	black	Connect to 12–30V dc for 66% max. intensity
	2	white	Connect to 12–30V dc for 33% max intensity
	4 and 2	black/white	Connect to 12–30V dc for 50% intensity

For maximum intensity, leave the white and black wires floating or connected to common.

Light Characteristics

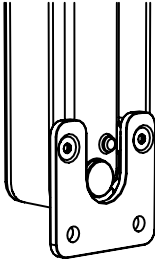
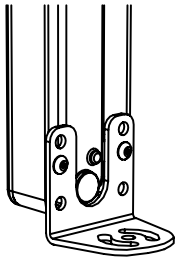
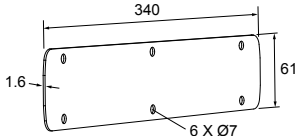
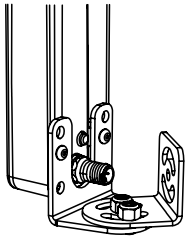


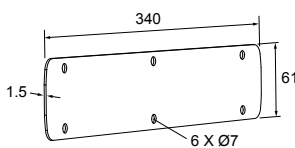
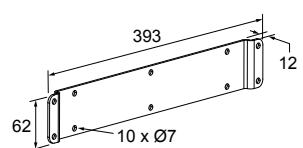
Dimensions



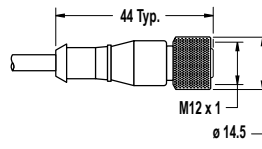
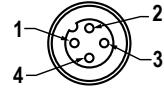
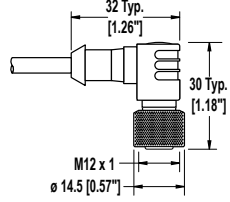
Accessories

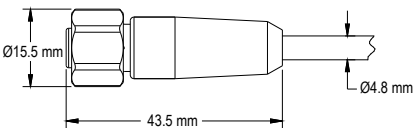
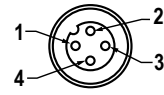
Brackets

<p>LMBWLC60F</p> <ul style="list-style-type: none"> Set of two flat brackets 300 series stainless steel Includes M6 flathead screws for mounting to light Clearance for M6 or 1/4-20 mounting hardware 	<p>LMBWLC60RA</p> <ul style="list-style-type: none"> Set of two right-angle brackets 300 series stainless steel Includes M6 buttonhead screws for mounting to light Clearance for M6 or 1/4-20 mounting hardware 
<p>ACC-WLC60-340-GSK-FDA-1</p> <ul style="list-style-type: none"> Blue FDA-approved silicone gasket Thickness: 1.6 mm 	<p>LMBWLC60RAS</p> <ul style="list-style-type: none"> Pair of two swivel mount, right-angle brackets 300 series stainless steel Includes hardware for mounting to light 

<p>ACC-WLC60-340-GSK-N-1</p> <ul style="list-style-type: none"> • Black nitrile gasket • Thickness: 1.5 mm 		<p>LMBWLC60B340</p> <ul style="list-style-type: none"> • Plate for sealing the cavity on the back of the 340 mm models • 300 series stainless steel • Includes hardware for mounting to the light 	
--	---	--	---

Cordsets

4-Pin Threaded M12/Euro-Style Cordsets				
Model	Length	Style	Dimensions	Pinout (Female)
MQDC-406	1.83 m (6 ft)	Straight		 <p>1 = Brown 2 = White 3 = Blue 4 = Black</p>
MQDC-415	4.57 m (15 ft)			
MQDC-430	9.14 m (30 ft)			
MQDC-450	15.2 m (50 ft)	Right-Angle		
MQDC-406RA	1.83 m (6 ft)			
MQDC-415RA	4.57 m (15 ft)			
MQDC-430RA	9.14 m (30 ft)			
MQDC-450RA	15.2 m (50 ft)			

4-Pin Threaded M12/Euro-Style Cordsets—Washdown, Stainless Steel				
Model	Length	Style	Dimensions	Pinout (Female)
MQDC-WDSS-0406	1.83 m (6 ft)	Straight		 <p>1 = Brown 2 = White 3 = Blue 4 = Black</p>
MQDC-WDSS-0415	4.57 m (15 ft)			
MQDC-WDSS-0430	9.14 m (30 ft)			

Banner Engineering Corp Limited Warranty

Banner Engineering Corp. warrants its products to be free from defects in material and workmanship for one year following the date of shipment. Banner Engineering Corp. will repair or replace, free of charge, any product of its manufacture which, at the time it is returned to the factory, is found to have been defective during the warranty period. This warranty does not cover damage or liability for misuse, abuse, or the improper application or installation of the Banner product.

THIS LIMITED WARRANTY IS EXCLUSIVE AND IN LIEU OF ALL OTHER WARRANTIES WHETHER EXPRESS OR IMPLIED (INCLUDING, WITHOUT LIMITATION, ANY WARRANTY OF MERCHANTABILITY OR FITNESS FOR A PARTICULAR PURPOSE), AND WHETHER ARISING UNDER COURSE OF PERFORMANCE, COURSE OF DEALING OR TRADE USAGE.

This Warranty is exclusive and limited to repair or, at the discretion of Banner Engineering Corp., replacement. IN NO EVENT SHALL BANNER ENGINEERING CORP. BE LIABLE TO BUYER OR ANY OTHER PERSON OR ENTITY FOR ANY EXTRA COSTS, EXPENSES, LOSSES, LOSS OF PROFITS, OR ANY INCIDENTAL, CONSEQUENTIAL OR

SPECIAL DAMAGES RESULTING FROM ANY PRODUCT DEFECT OR FROM THE USE OR INABILITY TO USE THE PRODUCT, WHETHER ARISING IN CONTRACT OR WARRANTY, STATUTE, TORT, STRICT LIABILITY, NEGLIGENCE, OR OTHERWISE.

Banner Engineering Corp. reserves the right to change, modify or improve the design of the product without assuming any obligations or liabilities relating to any product previously manufactured by Banner Engineering Corp.