


D70/22 screw clamp terminal blocks

Feed-through - 22 mm 0.866 in spacing



70 mm²
00 AWG

Description

- Closed terminal block: no end section needed, optimized rigidity,
- Use of jumper bars requires the user to cut out the partition.

Ordering details

Description	Color	Type	Order code	Pkg pce	Weight (1 pce) g
Feed-through Closed block	Grey <input type="checkbox"/>	D70/22	1SNA400305R1000	10	158.10
	Blue <input type="checkbox"/>	D70/22.N	1SNA400306R1100	10	158.10
	Yellow <input type="checkbox"/>	D70/22.YL	1SNA400789R0000	10	158.10

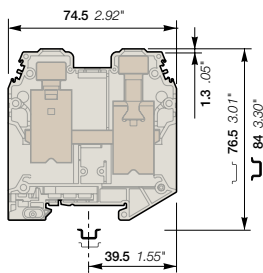
Main technical data

		IEC	UL	CSA	Mounting instructions	
1 conductor per clamp	Rigid - Solid / Stranded	16-95 mm ²	4-00 AWG	4-00 AWG	Rail	TH 35-7.5, TH 35-15
	Flexible with insulated ferrule	16-70 mm ²			Wire stripping length	25 mm 0.98 in
	Gauge	B11			Tool	Allen key Ø 6 mm Ø 0.236 in
Rated current / Rated cross section		192 A / 70 mm ²	159 A / 00 AWG	159 A / 00 AWG	Torque	6 - 7 N.m 53.4 - 62.3 lb.in
Rated short-time withstand current (1s)		8400 A				
Rated voltage		1000 V	600 V	600 V		
Impulse withstand voltage		8000 V				
Protection		IP10	NEMA			

The connecting capacity data for one Rigid - Solid / Stranded - Flexible conductor (when applicable) is a mandatory information required by IEC, UL and CSA standards. All other data are provided as supplementary information only. For more details, please consult our CB, UL or CSA certificates and technical datasheet available on <http://www.ABB.com>



D70/22


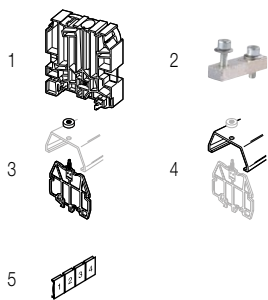


22 mm 0.866 in spacing

Accessories

Description	Color	Type	Order code	Pkg pce	Weight (1 pce) g
1 End stops 12 mm 0.472 in	Grey <input type="checkbox"/>	BADH	1SNA116900R2700	50	24.00
2 Jumper bars 2 poles 192 A		JB22-2	1SNK922302R0000	5	27.00
		JB22-3	1SNK922303R0000	5	43.30
		JB22-5	1SNK922305R0000	5	76.10
		JB22-10	1SNK922310R0000	5	157.40
3 Circuit separators 3 mm 0.118 in	Grey <input type="checkbox"/>	SCFCV4	1SNA116797R1300	10	
4 Protecting covers Transparent, length 1 m 39 in	Transparent <input checked="" type="checkbox"/>	CPV4-5	1SNA117691R2100	1	
5 Terminal block markers Blank card	White <input type="checkbox"/>	RC1010	1SNA238000R1600	1	1.30

Complete list of accessories is indicated in the terminal block datasheet. Some accessories such as jumper bars may modify the terminal block's ratings: complete information in the accessories catalogue pages.



Ground screw clamp terminal blocks

Description	Color	Type	Order code	Pkg pce	Weight (1 pce) g
Ground Profile aligned with D70/22...	Green-yellow <input checked="" type="checkbox"/>	D70/22.P	1SNA400772R1300	10	222.00

All the technical data for UL/CSA standard and dimensions in inches are in italic. Technical data valid for copper conductors only.