

Contact insert - HC-D 25-ESTC-R - 1679472

Please be informed that the data shown in this PDF Document is generated from our Online Catalog. Please find the complete data in the user's documentation. Our General Terms of Use for Downloads are valid (<http://phoenixcontact.com/download>)



HEAVYCON male insert, D25 series, 25-pos., crimp connection, rolled contacts

The illustration shows version HC-D 25-ESTC



Key commercial data

Packing unit	10 pc
GTIN	 4 017918 163709
Weight per Piece (excluding packing)	39.59 g
Custom tariff number	85366990
Country of origin	Czech Republic

Technical data

General

Note	For HC-D25 housing, crimp contacts CK1,6-ER (crimp contacts not included in scope of supply)
Connection method	Crimp connection
Pollution degree	3
Surge voltage category	III
Constructional and testing regulations	DIN VDE 0627/86
	DIN VDE 0110/02.79
	DIN VDE 0110-1/04.97
	IEC 60664-1, DIN IEC 60512
	IEC 60352
Number of positions	25+PE
Insertion/withdrawal cycles	≥ 500
Type	D25
Connection in acc. with standard	IEC / EN
Conductor cross section	0.14 mm ² ... 1.5 mm ²
Connection cross section AWG	26 ... 16

Contact insert - HC-D 25-ESTC-R - 1679472

Technical data

General

Stripping length of the individual wire	3 mm +0,5 mm (0.14 mm ² ... 0.5 mm ²)
	3.5 mm +1 (0.5 mm ² ... 1.5 mm ²)
Assembly instructions	- Use of HC-CST (1676857) coding pins and HC-CBU (1676860) coding sockets has been prescribed.
Connection	Connectors may be plugged in only when there is no load/voltage.

Ambient conditions

Ambient temperature (operation)	-40 °C ... 125 °C (including heating up of contacts)
---------------------------------	--

Material data

Inflammability class according to UL 94	V0
Contact material	Copper alloy
Contact surface material	Ag (alternatively Au)
Contact carrier material	PC

Electrical characteristics

Rated voltage (III/3)	250 V
Rated surge voltage	4 kV
Rated current	10 A

Classifications

eCl@ss

eCl@ss 4.0	27140816
eCl@ss 4.1	27140816
eCl@ss 5.0	27143424
eCl@ss 5.1	27143424
eCl@ss 6.0	27143424
eCl@ss 7.0	27440209
eCl@ss 8.0	27440205

ETIM

ETIM 2.0	EC000438
ETIM 3.0	EC000438
ETIM 4.0	EC000438
ETIM 5.0	EC000438

UNSPSC

UNSPSC 6.01	30211923
UNSPSC 7.0901	39121522
UNSPSC 11	39121522
UNSPSC 12.01	39121522
UNSPSC 13.2	39121522

Contact insert - HC-D 25-ESTC-R - 1679472

Approvals

Approvals

Approvals

CSA / UL Recognized / EAC

Ex Approvals

Approvals submitted

Approval details

CSA	
mm ² /AWG/kcmil	14
Nominal current I _N	10 A
Nominal voltage U _N	600 V

UL Recognized	
mm ² /AWG/kcmil	14
Nominal current I _N	10 A
Nominal voltage U _N	600 V

EAC

Accessories

Accessories

Coding element

Coding element - HC-CST - 1676857



Coding peg for coding up to 16 connectors

Contact insert - HC-D 25-ESTC-R - 1679472

Accessories

Coding element - HC-CBU - 1676860



Coding socket for coding up to 16 connectors

Coding bolt - HC-CB - 1772722



Coding pin, prevents mismatching of up to six connectors with an identical number of positions

Crimp contact

Crimp contact - CK1,6-ER-0,50ST AG - 1884092



Rolled 1.6 crimp contact, individual male contact, core diameter 0.5 mm²

Crimp contact - CK1,6-ER-1,50ST AG - 1884089



Rolled male contact, single contacts, silver-plated, 0.5 mm² ... 1.5 mm²

Crimp contact - CK1,6-ER-2,50ST AG - 1884102



Rolled male contact, single contacts, silver-plated, 1.5 mm² ... 2.5 mm²

Mounting material

Contact insert - HC-D 25-ESTC-R - 1679472

Accessories

Screw - HC-A-PES - 1584868



PE screw for contact inserts of A series

Plug assembly frame


Connector assembly frame - HC-SMR-D25 - 1604023



HEAVYCON connector assembly frame, for contact inserts of type D25

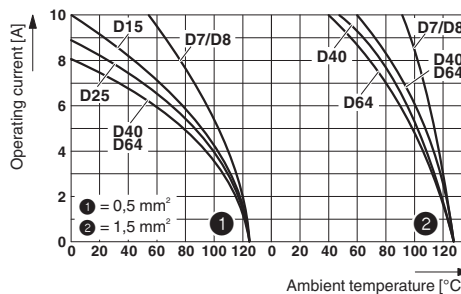
Drawings

Schematic diagram



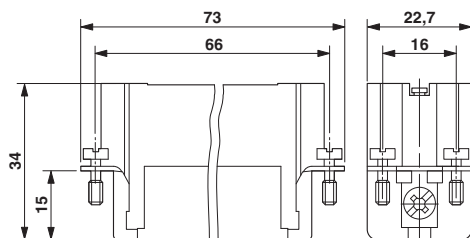
Connector pin assignment connection side: Left pin; right socket

Diagram



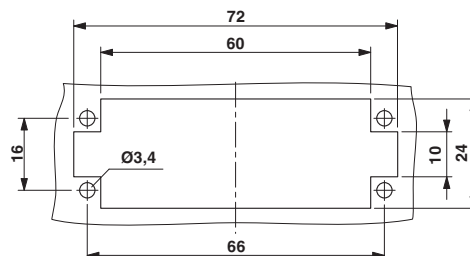
Derating diagram: Series HC-D...C-R

Dimensioned drawing



Male insert

Dimensioned drawing



Panel cutout

