

## PCB terminal block - KDS10-PE/SO - 1704062

Please be informed that the data shown in this PDF Document is generated from our Online Catalog. Please find the complete data in the user's documentation. Our General Terms of Use for Downloads are valid (<http://phoenixcontact.com/download>)




PCB terminal block, Nominal current: 76 A, Nom. voltage: 630 V, Pitch: 10 mm, Number of positions: 1, Connection method: Screw connection, Mounting: Soldering, Conductor/PCB connection direction: 0 °, The article can be aligned to create different nos. of positions!

### Why buy this product

- Front screw connection terminal blocks, up to 6 mm<sup>2</sup> conductor cross section



### Key commercial data

Packing unit	50 pc
GTIN	 4 017918 023195
Weight per Piece (excluding packing)	16.11 g
Custom tariff number	85369010
Country of origin	Germany

### Technical data

#### Dimensions

Length	36.8 mm
Pitch	10 mm
Pin dimensions	1 x 0,9 mm
Hole diameter	1.4 mm

#### General

Range of articles	KDS10-PE
Insulating material group	I
Rated surge voltage (III/3)	4 kV
Rated surge voltage (III/2)	4 kV
Rated surge voltage (II/2)	4 kV
Rated voltage (III/3)	630 V
Rated voltage (III/2)	630 V
Rated voltage (II/2)	1000 V
Connection in acc. with standard	EN-VDE

# PCB terminal block - KDS10-PE/SO - 1704062

## Technical data

### General

Nominal current $I_N$	76 A
Nominal cross section	10 mm <sup>2</sup>
Maximum load current	76 A (with 16 mm <sup>2</sup> conductor cross section)
Insulating material	PA
Solder pin surface	Sn
Inflammability class according to UL 94	V0
Internal cylindrical gage	B6
Stripping length	12 mm
Number of positions	1
Screw thread	M4
Tightening torque, min	1.2 Nm
Tightening torque max	1.5 Nm

### Connection data

Conductor cross section solid min.	0.5 mm <sup>2</sup>
Conductor cross section solid max.	16 mm <sup>2</sup>
Conductor cross section stranded min.	0.5 mm <sup>2</sup>
Conductor cross section stranded max.	10 mm <sup>2</sup>
Conductor cross section stranded, with ferrule without plastic sleeve min.	0.5 mm <sup>2</sup>
Conductor cross section stranded, with ferrule without plastic sleeve max.	10 mm <sup>2</sup>
Conductor cross section stranded, with ferrule with plastic sleeve min.	0.5 mm <sup>2</sup>
Conductor cross section stranded, with ferrule with plastic sleeve max.	10 mm <sup>2</sup>
Conductor cross section AWG/kcmil min.	20
Conductor cross section AWG/kcmil max	6
2 conductors with same cross section, solid min.	0.5 mm <sup>2</sup>
2 conductors with same cross section, solid max.	4 mm <sup>2</sup>
2 conductors with same cross section, stranded min.	0.5 mm <sup>2</sup>
2 conductors with same cross section, stranded max.	4 mm <sup>2</sup>
2 conductors with same cross section, stranded, ferrules without plastic sleeve, min.	0.5 mm <sup>2</sup>
2 conductors with same cross section, stranded, ferrules without plastic sleeve, max.	2.5 mm <sup>2</sup>
2 conductors with same cross section, stranded, TWIN ferrules with plastic sleeve, min.	0.5 mm <sup>2</sup>
2 conductors with same cross section, stranded, TWIN ferrules with plastic sleeve, max.	6 mm <sup>2</sup>

## Classifications

eCl@ss

eCl@ss 4.0	27141109
------------	----------

# PCB terminal block - KDS10-PE/SO - 1704062

## Classifications

### eCl@ss

eCl@ss 4.1	27141109
eCl@ss 5.0	27141190
eCl@ss 5.1	27141190
eCl@ss 6.0	27261101
eCl@ss 7.0	27440401
eCl@ss 8.0	27440401

### ETIM

ETIM 3.0	EC001121
ETIM 4.0	EC002643
ETIM 5.0	EC002643

### UNSPSC

UNSPSC 6.01	30211801
UNSPSC 7.0901	39121432
UNSPSC 11	39121432
UNSPSC 12.01	39121432
UNSPSC 13.2	39121432

## Approvals

### Approvals


Approvals

CSA / UL Recognized / cUL Recognized / GL / EAC / cULus Recognized

Ex Approvals

Approvals submitted

### Approval details

CSA 		
	B	C
mm <sup>2</sup> /AWG/kcmil	18-6	18-6

# PCB terminal block - KDS10-PE/SO - 1704062

## Approvals

UL Recognized		
	B	C
mm²/AWG/kcmil	24-6	24-6

cUL Recognized		
	B	C
mm²/AWG/kcmil	24-6	24-6

GL

EAC

cULus Recognized		
------------------	--	--

## Accessories

### Accessories

#### Labeled terminal marker

Zack marker strip - ZB10,LGS:FORTL.ZAHLEN - 1053014



Zack marker strip, Strip, white, labeled, can be labeled with: Plotter, Printed horizontally: Consecutive numbers 1 - 10, 11 - 20, etc. up to 991 - 1000, Mounting type: Snap into tall marker groove, for terminal block width: 10.2 mm, Lettering field: 10.15 x 10.5 mm

#### Pitch spacer

PCB terminal block - RZ-KDS10 - 1701065



Pitch spacer, raises the pitch by 2.5 mm, interlocks with terminal block of the same shape, color: green

#### Screw bridge

# PCB terminal block - KDS10-PE/SO - 1704062

## Accessories

Fixed bridge - FBI 10-10 - 0203276



Fixed bridge, Number of positions: 10, Color: silver

## Screwdriver tools

Screwdriver - SZS 1,0X4,0 VDE - 1205066



Screwdriver, slot-headed, VDE insulated, size: 1.0 x 4.0 x 100 mm, 2-component grip, with non-slip grip

## Test socket

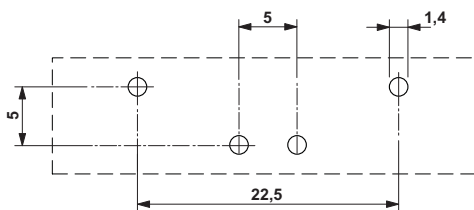
Female test connector - PSB 4/7/6 - 0303299



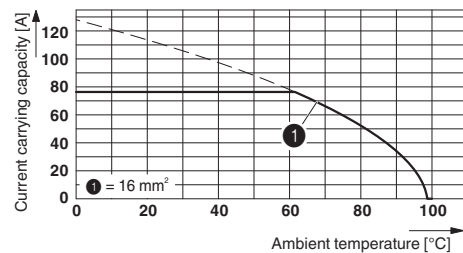
Female test connector, Color: silver

## Drawings

Drilling diagram



Diagram



Type: KDS 10  
Test following DIN EN 60512-5-2:2003-01  
Reduction factor = 1  
No. of positions: 5

## PCB terminal block - KDS10-PE/SO - 1704062

Dimensioned drawing

