

Printed-circuit board connector - MC 1,5/12-G-3,81 P14 THR - 1782459

Please be informed that the data shown in this PDF Document is generated from our Online Catalog. Please find the complete data in the user's documentation. Our General Terms of Use for Downloads are valid (<http://phoenixcontact.com/download>)

Header, Nominal current: 8 A, Rated voltage (III/2): 160 V, Number of positions: 12, Pitch: 3.81 mm, Color: black, Contact surface: Tin, Mounting: SMD/THT/THR




Why buy this product

- Plug-in direction parallel to the PCB
- Pitch: 3.81 mm
- Low-profile THR headers with a compact pitch
- Use in SMT reflow processes



Key commercial data

Packing unit	50 pc
Minimum order quantity	50 pc
GTIN	 4 046356 549684
Weight per Piece (excluding packing)	2.09 g
Custom tariff number	85366990
Country of origin	Germany
Note	Made to Order (non-returnable)

Technical data

Dimensions

Length	9.2 mm
Height	8.3 mm
Width	47.11 mm
Pitch	3.81 mm
Dimension a	41.91 mm
Pin dimensions	0,8 x 0,8 mm
Hole diameter	1.4 mm

General

Range of articles	MC 1,5/...-G-THR
-------------------	------------------

Printed-circuit board connector - MC 1,5/12-G-3,81 P14 THR - 1782459

Technical data

General

Insulating material group	IIIa
Rated surge voltage (III/3)	2.5 kV
Rated surge voltage (III/2)	2.5 kV
Rated surge voltage (II/2)	2.5 kV
Rated voltage (III/3)	160 V
Rated voltage (III/2)	160 V
Rated voltage (II/2)	250 V
Connection in acc. with standard	EN-VDE
Nominal current I _N	8 A
Insulating material	LCP
Inflammability class according to UL 94	V0
Color	black
Number of positions	12

Classifications

eCl@ss

eCl@ss 4.0	272607xx
eCl@ss 4.1	27260701
eCl@ss 5.0	27260701
eCl@ss 5.1	27260701
eCl@ss 6.0	27260704
eCl@ss 7.0	27440402
eCl@ss 8.0	27440402

ETIM

ETIM 4.0	EC002637
ETIM 5.0	EC002637

UNSPSC

UNSPSC 6.01	30211810
UNSPSC 7.0901	39121409
UNSPSC 11	39121409
UNSPSC 12.01	39121409
UNSPSC 13.2	39121409

Approvals

Approvals

Printed-circuit board connector - MC 1,5/12-G-3,81 P14 THR - 1782459

Approvals

Approvals

UL Recognized / cUL Recognized / VDE Gutachten mit Fertigungsüberwachung / EAC / cULus Recognized

Ex Approvals

Approvals submitted

Approval details

UL Recognized		
	B	D
Nominal current IN	8 A	8 A
Nominal voltage UN	300 V	300 V

cUL Recognized		
	B	D
Nominal current IN	8 A	8 A
Nominal voltage UN	300 V	300 V

VDE Gutachten mit Fertigungsüberwachung	
Nominal current IN	8 A
Nominal voltage UN	160 V

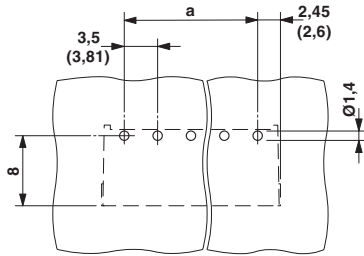
EAC

cULus Recognized

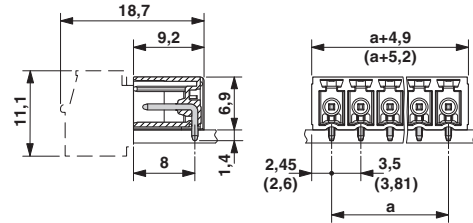
Drawings

Printed-circuit board connector - MC 1,5/12-G-3,81 P14 THR - 1782459

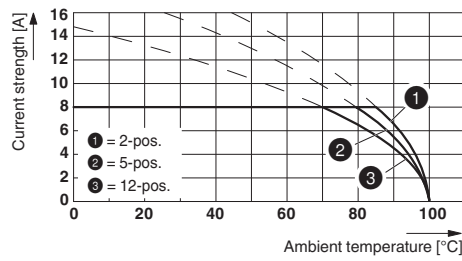
Drilling diagram



Dimensioned drawing



Diagram



Type: FK-MCP 1,5/...-ST(F)-3,81 with MC 1,5/...-G(F)-3,81 P.. THR(R...)