

Housing - HC-B 24-TMS-100/O1STM40S-EUA - 1690477


Please be informed that the data shown in this PDF Document is generated from our Online Catalog. Please find the complete data in the user's documentation. Our General Terms of Use for Downloads are valid (<http://download.phoenixcontact.com>)



HEAVYCON ADVANCE for increased environmental requirements, B24 sleeve housing, with screw locking, height: 100 mm, with 1 x M40 thread, lateral cable outlet



Key commercial data

Packing unit	10 pc
GTIN	 4 017918 822439
Weight per Piece (excluding packing)	454.6 g
Custom tariff number	85389099
Country of origin	Germany

Technical data

Dimensions

Height	100 mm
Width	57 mm
Length	152 mm
Length of the assembly cutout	112 mm
Width of the assembly cutout	35 mm

Ambient conditions

Degree of protection of housing (IP)	IP66
	IP68 (0.2 bar 24 h)
	IP69K
Degree of protection of housing (NEMA)	4 (UL50e / NEMA 250)
	4X (UL50e / NEMA 250)
	6P (UL50e / NEMA 250)
	12 (UL50e / NEMA 250)
Ambient temperature (operation)	-40 °C ... 125 °C

Housing - HC-B 24-TMS-100/O1STM40S-EUA - 1690477

Technical data

General

Note	For contact inserts HC-B24, BB46, D64, DD108, HV10/16, M
Type	B24
Housing type	Sleeve housings
Locking type	Screw locking
Torque	3 Nm (Locking screw)
Fixing screws	M6
No. of cable exits	1
Cable exit	Lateral
Screw connection	none
Type of the screw connection	1x M40
Housing material	Die-cast aluminum, salt water resistant
Housing surface material	Powder-coated, black
Seal material	Viton
Material lock	High-grade steel
Assembly instructions	In order to guarantee that the ground conductor contact functions even when plugged in at an angle, the two panel mounting flanges must have sufficient electrical contact with the metal mounting panel.
Connection	Tightening torque of locking screw: 3 Nm.

Classifications

eCl@ss

eCl@ss 4.0	27140816
eCl@ss 4.1	27140816
eCl@ss 5.0	27371205
eCl@ss 5.1	27371205
eCl@ss 6.0	27371205
eCl@ss 7.0	27371205
eCl@ss 8.0	27371205

ETIM

ETIM 2.0	EC000437
ETIM 3.0	EC000437
ETIM 4.0	EC000437
ETIM 5.0	EC000437

UNSPSC

UNSPSC 6.01	31261502
UNSPSC 7.0901	31261502
UNSPSC 11	31261502
UNSPSC 12.01	31261502
UNSPSC 13.2	31261502

Housing - HC-B 24-TMS-100/O1STM40S-EUA - 1690477

Approvals

Approvals

Approvals

GOST

Ex Approvals

Approvals submitted

Approval details

GOST 

Accessories

Accessories

Full screw connection

Cable gland - HC-K-KV-M40(19-28) - 1690655



Plastic screw connection up to 5 bar, thread length: 10 mm, cable diameter: 19 - 28 mm, WAF 46, screw connection: M40

Cable gland - HC-M-KV-M40(19-27) - 1690590



Metal screw connection up to 5 bar, thread length: 8 mm, cable diameter: 19 - 27 mm, WAF 43, screw connection: M40

Cable gland - HC-M-KV-M40(27-34) - 1607729



Metal screw connection up to 5 bar, thread length: 8 mm, cable diameter: 27 ... 34 mm, WAF 50, screw connection: M40

Housing - HC-B 24-TMS-100/O1STM40S-EUA - 1690477

Accessories

Panel mounting flange

Mounting flange - HC-B-AF - 1686533



Panel mounting flange for HEAVYCON-ADVANCE TMS housing with screw locking

Mounting flange - HC-B-AF-SET - 1604638



Panel mounting flange for screw locking, set comprising 2 panel mounting flanges with 4 self-tapping Torx® head screws and 4 fan-type washers

Protective cover

Protective covers - HC-B 24-TMS-SD-IP50 - 1690765



HEAVYCON ADVANCE IP50 protective cover B24, for panel mounting side, with clip locking, with retaining cord, diameter of retaining cord eyelet 3 mm

Protective covers - HC-B 24-TMS-SD-IP65 - 1690804

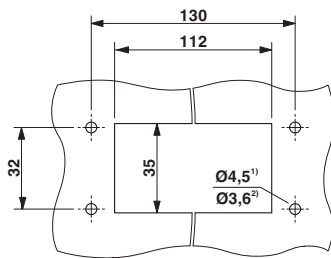


HEAVYCON ADVANCE B24 IP65 protective cover, for panel mounting side, with screw locking, with retaining cord, diameter of retaining cord eyelet: 3 mm

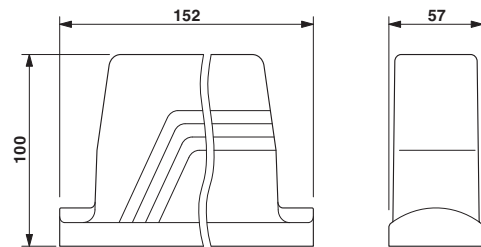
Drawings

Housing - HC-B 24-TMS-100/O1STM40S-EUA - 1690477

Dimensioned drawing



Dimensioned drawing



Panel cutout

²⁾ When self-tapping screws are used (Torx® 20, M4)