

HO 49 W/865

LUMILUX T5 HO | Tubular fluorescent lamps 16 mm, high output



Areas of application

- Industry
- Public buildings
- Offices
- Tunnels, underpasses
- Car parks

Product benefits

- Excellent luminous flux
- Up to 20 % more economical than LUMILUX T8
- Up to 50 % smaller volume than comparable T8 lamps
- Natural colors

Product features

- Very good lumen maintenance: 90 % throughout the service lifetime of the lamp
- Long average lifetime: up to 24,000 h (with QUICKTRONIC ECG)
- Good color rendering group: 1B (R_a : 80...89)
- Dimmable



Product datasheet

Technical data

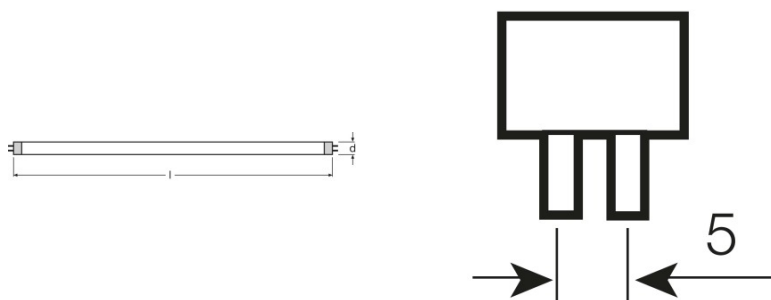
Electrical data

Nominal wattage	49.20 W
Rated lamp efficacy (HF data 25 °C)	83 lm/W
Rated wattage	49.20 W

Photometrical data

Color rendering index Ra	≥80
Rated luminous flux	4100 lm
Luminous flux at 25 °C	4100 lm
Luminous flux at 35 °C	4600 lm
Light color	865
Color temperature	6500 K
Nominal luminous flux	4100 lm
Light color as per EN 12464-1	LUMILUX Cool Daylight
Rated LLMF at 2,000 h	0.95
Rated LLMF at 4,000 h	0.92
Rated LLMF at 6,000 h	0.91
Rated LLMF at 8,000 h	0.90
Rated LLMF at 12,000 h	0.90
Rated LLMF at 16,000 h	0.90
Rated LLMF at 20,000 h	0.89

Dimensions & weight



Tube diameter	16 mm
Length	1449.0 mm
Length with base excl. base pins/connection	1449.00 mm
Diameter	16.0 mm

Product datasheet

Maximum diameter	16.0 mm
------------------	---------

Temperatures

Rated ambient temp.w.max.luminous flux	35.0 °C
--	---------

Lifespan

Service life	19000 h ¹⁾
Lifespan	24000 h ¹⁾
Rated lamp survival factor at 2,000 h	0.99
Rated lamp survival factor at 4,000 h	0.99
Rated lamp survival factor at 6,000 h	0.99
Rated lamp survival factor at 8,000 h	0.99
Rated lamp survival factor at 12,000 h	0.99
Rated lamp survival factor at 16,000 h	0.97
Rated lamp survival factor at 20,000 h	0.85
Operation mode LLMF/LSF	HF
Rated lamp life time	24000 h
Nominal lamp life time	24000 h

¹⁾ With preheat ECG

Additional product data

Base (standard designation)	G5
Lamp mercury content	1.5 mg
Appropriate disposal acc. to WEEE	Yes
Footnote only for product	Suitable for ECG operation only/Lamp designed for internal luminaire temperatures of 30...40 °C; optimum luminous flux achieved at 35 °C

Capabilities

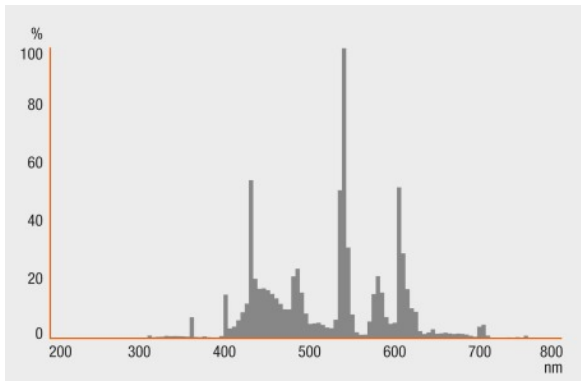
Dimmable	Yes
Suitable for indoor	Yes

Certificates & standards

Energy efficiency class	A+
Energy consumption	55 kWh/1000h

Light Distribution

Product datasheet



Spectral power distribution

System guarantee

OSRAM System+ Guarantee in combination with OSRAM ECGs

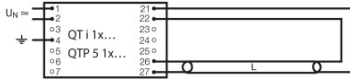


Guarantee

Safety advice

In case of lamp breakage: www.osram.com/brokenlamp

Product datasheet



Circuit diagram

Circuit diagram

Logistical Data

Product code	Product description	Packaging unit (Pieces/Unit)	Dimensions (height x width x length)	Volume	Gross weight
4008321110749	HO 49 W/865	Shipping carton box 40	194 mm x 94 mm x 1500 mm	27.35 dm ³	6258.00 g
4008321110695	HO 49 W/865	Shipping carton box 20	104 mm x 83 mm x 1482 mm	12.79 dm ³	3450.00 g

The mentioned product code describes the smallest quantity unit which can be ordered. One shipping unit can contain one or more single products. When placing an order, for the quantity please enter single or multiples of a shipping unit.

References / Links

For more information on QUICKTRONIC electronic control gear go to
 ▶ www.osram.com/QUICKTRONIC

Disclaimer

Subject to change without notice. Errors and omission excepted. Always make sure to use the most recent release.

HO 49 W/865

LUMILUX T5 HO | Tubular fluorescent lamps 16 mm, high output

Product name	Product name ECG	EAN	Nominal current	Nominal wattage + Power loss	Luminous flux at 35 °C	Number of lighting outlets
HO 49 W/865	QT 1x49 DIM	4008321640352	0.23 A	52.30 W	4300 lm	1
	QT 2x49 DIM	4008321640451	0.46 A	103.90 W	4300 lm	2
	QT-FIT 5 1x49	4008321832139	0.24 A	54.00 W	4300 lm	1
	QT-FIT 5 2x49	4008321832153	0.47 A	106.00 W	4300 lm	2
	QTi 1x28/54/35/49 GII	4008321383358	0.24 A	53.00 W	4300 lm	1
	QTi 1x35/49/80 DIM	4050300870540	0.24 A	53.40 W	4300 lm	1
	QTi 1x35/49/80 GII	4008321383372	0.24 A	53.00 W	4300 lm	1
	QTi 2x28/54/35/49 GII	4008321383419	0.46 A	105.00 W	4300 lm	2
	QTi 2x35/49/80 DIM	4050300870984	0.46 A	103.00 W	4300 lm	2
	QTi 2x35/49/80 GII	4008321658951	0.45 A	105.00 W	4300 lm	2
	QTi 2x35/49 DIM	4050300870670	0.45 A	103.60 W	4300 lm	2
	QTi DALI 1x35/49/80 DIM	4050300870342	0.24 A	53.40 W	4300 lm	1
	QTi DALI 2x35/49/80 DIM	4050300870441	0.46 A	101.00 W	4300 lm	2
	QTi DALI 2x35/49 DIM	4050300870465	0.45 A	103.60 W	4300 lm	2
	QTP5 1x49	4008321329370	0.24 A	53.00 W		1
	QTP5 1x49	4008321329370	0.24 A	53.00 W	4300 lm	1
	QTP5 2x49	4008321329431	0.49 A	106.00 W		2
	QTP5 2x49	4008321329431	0.49 A	106.00 W	4300 lm	2