

Electronic housing - EMG 45-LG/SET - 2940032

Please be informed that the data shown in this PDF Document is generated from our Online Catalog. Please find the complete data in the user's documentation. Our General Terms of Use for Downloads are valid (<http://download.phoenixcontact.com>)

Electronic housing set, consisting of electronic module and printed circuit termination blocks, pitch 5




Why buy this product

- ✓ Choice of four cover sizes in transparent or color versions
- ✓ Practical and easy-to-wire conductor connections
- ✓ Uniform and appropriate housing technology
- ✓ High degree of flexibility due to the wide choice of versions
- ✓ Space-saving accommodation of electronic components in finely graded module versions available with 10 to 150 mm pitch
- ✓ User-friendly and safe mounting on DIN rails according to EN 60715
- ✓ Inflammability class V0 insulation material (according to UL 94)
- ✓ Shock and contamination-proof accommodation of electronic components
- ✓ Universal PCBs for all pitches



Key commercial data

| | |
|--------------------------------------|---|
| Packing unit | 5 pc |
| GTIN |  4 017918 079819 |
| Weight per Piece (excluding packing) | 74.4 g |
| Custom tariff number | 85369010 |
| Country of origin | Germany |

Technical data

General

| | |
|------------------|--------------------------------|
| Housing type | Component housing |
| Housing material | Polycarbonate fiber reinforced |
| Color | green |

Ambient conditions

| | |
|---------------------------------|-------------------|
| Ambient temperature (operation) | -40 °C ... 125 °C |
|---------------------------------|-------------------|

Dimensions

Electronic housing - EMG 45-LG/SET - 2940032

Technical data

Dimensions

| | |
|-----------------------|---------|
| Length | 75 mm |
| Constructional height | 47.5 mm |
| Width | 45 mm |
| Pitch | 5.08 mm |

Technical data

| | |
|---|-------------------|
| Inflammability class according to UL 94 | V0 |
| Power dissipation at 20°C in the horizontal mounting position | 2 W 2.4 W 7.5 mm |
| | 2.5 W 2.9 W 15 mm |
| | 3.5 W 4.4 W 35 mm |
| | 4.6 W 5.7 W 52 mm |
| Number of positions | 16 |

Articles in set

PCB terminal block - MKDS 3/ 3-5,08 - 1711738



PCB terminal block, Nominal current: 24 A, Nom. voltage: 400 V, Pitch: 5.08 mm, Number of positions: 3, Connection method: Screw connection, Mounting: Soldering, Conductor/PCB connection direction: 0 °, Color: green, The article can be aligned to create different nos. of positions!

Electronic housing - EMG 45-LG - 2946191



Electronic housing, for PCB insertion, without screw connection terminal blocks and cover

PCB terminal block base - MKDS 3/ 2-5,08 - 1711725



PCB terminal block, Nominal current: 24 A, Nom. voltage: 400 V, Pitch: 5.08 mm, Number of positions: 2, Connection method: Screw connection, Mounting: Soldering, Conductor/PCB connection direction: 0 °, Color: green, The article can be aligned to create different nos. of positions!

Electronic housing - EMG 45-LG/SET - 2940032

Articles in set

PCB terminal block - MKDS 3/ 4-5,08 - 1712805



PCB terminal block, Nominal current: 24 A, Nom. voltage: 400 V, Pitch: 5.08 mm, Number of positions: 4, Connection method: Screw connection, Mounting: Soldering, Conductor/PCB connection direction: 0 °, Color: green, The article can be aligned to create different nos. of positions!

Classifications

eCl@ss

| | |
|------------|----------|
| eCl@ss 4.0 | 27180401 |
| eCl@ss 4.1 | 27180401 |
| eCl@ss 5.0 | 27180506 |
| eCl@ss 5.1 | 27180506 |
| eCl@ss 6.0 | 27180802 |
| eCl@ss 7.0 | 27182702 |
| eCl@ss 8.0 | 27182702 |

ETIM

| | |
|----------|----------|
| ETIM 2.0 | EC001031 |
| ETIM 3.0 | EC001031 |
| ETIM 4.0 | EC001031 |
| ETIM 5.0 | EC000886 |

UNSPSC

| | |
|---------------|----------|
| UNSPSC 6.01 | 31261501 |
| UNSPSC 7.0901 | 31261501 |
| UNSPSC 11 | 31261501 |
| UNSPSC 12.01 | 31261501 |
| UNSPSC 13.2 | 31261501 |

Approvals

Approvals

Approvals

GOST

Ex Approvals

Electronic housing - EMG 45-LG/SET - 2940032

Approvals

Approvals submitted

Approval details

GOST 

Accessories

Accessories

Component housing center part

Electronic housing - EMG 45-ZE - 2941811



Intermediate element, to enlarge the assembly space

Device marking

Marking material - EMG-GKS 22 - 2941594



Equipment marker tag, width 22 mm

Filler plug

Electronic housing - EMG-KA - 2941510



Terminal block/screw cover, set consisting of 50 strips each for terminal blocks and screw openings, 1 strip covers 12 terminal points.

PCB

Electronic housing - EMG 45-LG/SET - 2940032

Accessories

Electronic housing - P 1-EMG 45 - 2946243



PCB for assembling electronic components

Marking material - EMG-GKS 12 - 2947035



Equipment marker, width 12 mm

Necessary add-on products

Electronic housing - EMG 45-H 7,5MM KLAR - 2946214



Covering hood, for the contact and dust-protected encapsulation of the components, in transparent design. Height: 7.5 mm

Electronic housing - EMG 45-H 15MM KLAR - 2946227



Covering hood, for the contact and dust-protected encapsulation of the components, in transparent design. Height: 15 mm, width: 45 mm

Electronic housing - EMG 45-H 35MM KLAR - 2942140



Covering hood, for the contact and dust-protected encapsulation of the components, in transparent design. Height: 35 mm, width: 45 mm

Electronic housing - EMG 45-LG/SET - 2940032

Accessories

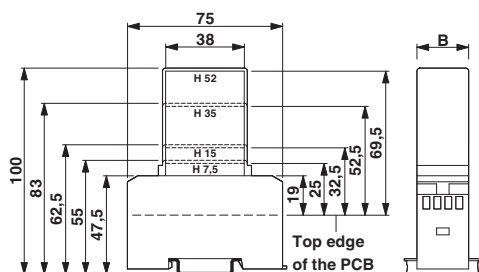
Electronic housing - EMG 45-H 52MM GN - 2946230



Covering hood, for the contact and dust-protected encapsulation of the components, in green design. Height: 52 mm, width: 45 mm

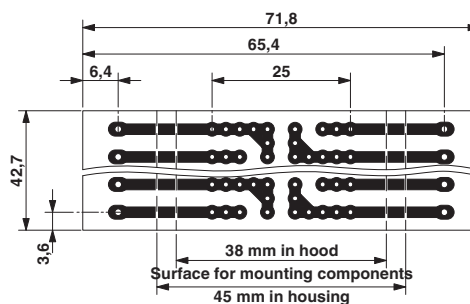
Drawings

Dimensioned drawing



1 = Top edge of the PCB
B = Housing width

Dimensioned drawing



Pitch 5.08 mm
a = Area for mounting components, 38 mm in the hood
b = Area for mounting components, 45 mm in the housing