

transformers and buzzers

modular DIN rail equipment dimensions

■ Operating principle

Bell transformers

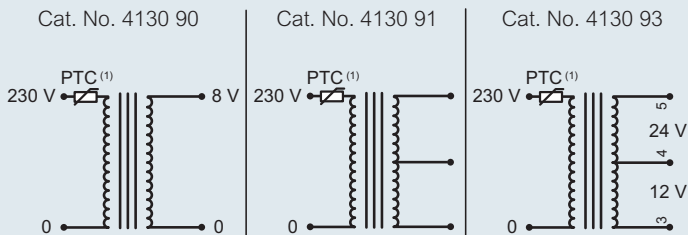
Safety isolating transformer with secondary voltage not permanently exceeding 24 V and for a non permanent usage

Power to 8 V-12 V or 24 V access control devices such as:

- bell
- chime
- door release
- optical electrical barrier

Also:

- flood detector
- temperature rise detector

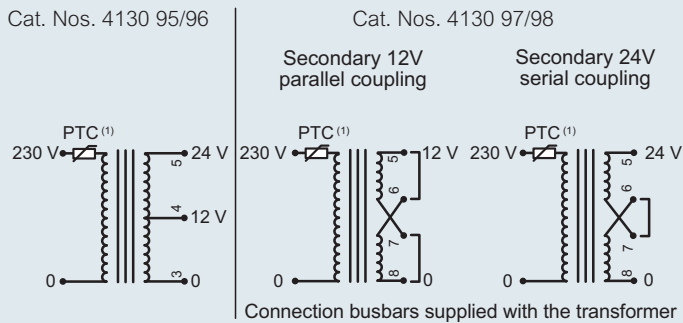


Safety transformers

Designed to protect people from electric shocks by using extra low voltage (ELV $U_{sec} \leq 50V$)

Power to 12 or 24 V devices such as:

- relay
- modular power contactor
- signalling unit
- latching relay



(1) PTC refer to general characteristics

■ Fixings

Wall or DIN rail \lrcorner 7.5 or 15 mm⁽²⁾ depth for 4 module units
 Rail DIN \lrcorner 7.5 or 15 mm⁽²⁾ depth for 2 and 5 module units

(2) Remove with tool

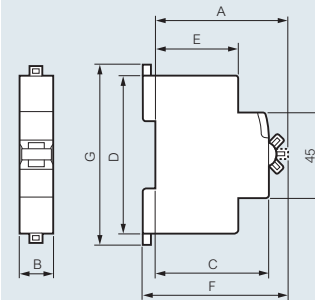
■ Connection

	Primary flexible or rigid	Secondary flexible or rigid
	1 to 4 mm ²	1 to 4 mm ²
	1 to 4 mm ²	1 to 4 mm ²

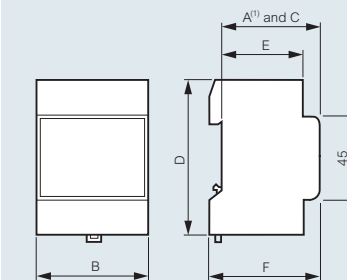
■ Equivalence chart

Old transformer range		New transformer range	
Cat. Nos.	Description	Cat. Nos.	Description
0042 20	Bell transformer 4 VA	4130 90	Bell transformer 4 VA
0042 25	Bell transformer 8 VA	4130 91	Bell transformer 8 VA
0042 37	Bell transformer 24/18 VA	4130 93	Bell transformer 24/18 VA
0042 51	Safety transformer 16 VA	4130 95	Safety transformer 16 VA
0042 52	Safety transformer 25 VA	4130 96	Safety transformer 25 VA
0042 53	Safety transformer 40 VA	4130 97	Safety transformer 40 VA
0042 54	Safety transformer 63 VA	4130 98	Safety transformer 63 VA

■ Dimensions



Description	Dimension (mm)									
	A	B				C	D	E	F	G
		1-pole	2-pole	3-pole	4-pole					
Isolating switches 20 - 32 A	68	17-7	17-7	35-6	53-4	60	83	44	74	94
63 - 100 - 125 A	68	17-7	35-6	53-4	71-2	60	83	44	74	94
Changeover switches Cat. Nos. 0043 82/85	68	17-7				60	83	44	74	94
Cat. No. 0043 83	68	35-6				60	83	44	74	94
Push buttons/control switches and indicators	68	17-7				60	83	44	74	94
Contactors ≤ 20 A	62	17-8	17-8	35-6	35-6	60	83	44	67-5	94
Buzzers	60	17-5				60	76	44	66	85



Description	Dimension (mm)						
	A ⁽¹⁾	B	C	D	E	F	
Contactors 40 and 63 A - 2 modules	62	35-6	60	83	44	68	
Contactors 40 and 63 A - 3 modules	62	53-4	60	83	44	68	
Auxiliaries for contactors 20 A	60	9	60	83	44	66	
Transformers	Cat. Nos. 4130 90/91	60	36	60	84	44	66
	Cat. No. 4130 93	60	72	60	84	44	66
	Cat. Nos. 4130 95/96	60	72	60	84	44	66
	Cat. Nos. 4130 97/98	60	89	60	95	44	66

(1) Maximum projection