76341-320LF - DUBOX™ : 20 Position PCB Mounted Receptacle Through Mount, Top Entry, Single Row

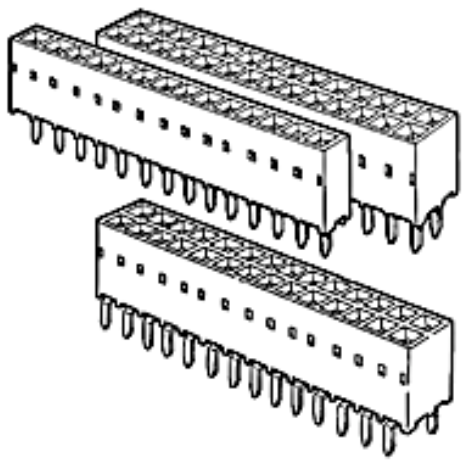

ACTIVE

RoHS compatible

www.fci.com

Mating Half

77311-101-20LF

Specifications

General

Hold Down Style	No Locating Pegs
Number of contacts (per row)	20
Number of contacts (Total)	20
Number of rows	1
Orientation	Vertical
Packaging	Tube
Mating half	Mates with 0.64 mm (0.025 in.) Square pins.
Series Number	76341

Dimensional

Thickness (Board)	1.6 mm (0.062 in.) or 2.36 mm (0.093 in.)
Footprint (Board)	2.54 mm x 2.54 mm (0.1 in. x 0.1 in.)

Electrical

Current rating	3A max. per Contact/2A max. per Contact for Full Load
Resistance (Contact)	15 milli ohms Initial, 20 milli ohms After test
Resistance (Insulation)	100000 M-ohms
Voltage rating	1000V rms

Mechanical

Insertion force	1.50N (150 gf) per Contact
Withdrawal Force	0.3N (30 gf) min. per Contact

Mounting

Solder process	Compatible with Wave Soldering Processes

Physical

Color (Housing)	Blue
Material (Contact)	Phosphor Bronze
Material (Housing)	Glass - Filled Thermoplastic Polyester
Plating (Contact area)	0.76 µm (30 µin.) Gold

Plating (Tail)	2.54 µm (100 µin.) Tin
Underplating (Contact)	1.27 µm (50 µIn.) Nickel
Flammability rating	UL 94 V-0
Temperature (Range)	-65 °C to +125 °C

Approvals / Certifications

UL File Number	E66906
CSA File Number	LR46923
Approvals / Certifications	UL and CSA Approved

PRODUCT NUMBER
76341-YXXXLF

WHEN NEEDED, SUFFIX LETTER "LF"
INDICATES THE PRODUCT IS RoHS
COMPATIBLE, SEE NOTE 5.

OPTIONAL LETTER
H: HIGH TEMPERATURE PRODUCT.

NUMBER OF POSITIONS: 02 TO 50.

PLATING CODE
3= 0.76μm GOLD ON CONTACT AREA.
3.81μm TIN-LEAD ON TAIL.
4= 5μm TIN-LEAD ON CONTACT AREA.
3.81μm TIN-LEAD ON TAIL.
WHEN SUFFIX "LF" IS REQUIRED, 2μm MIN MATTE
TIN OVER 1.27 MIN Ni IS SUPPLIED INSTEAD OF SnPb.

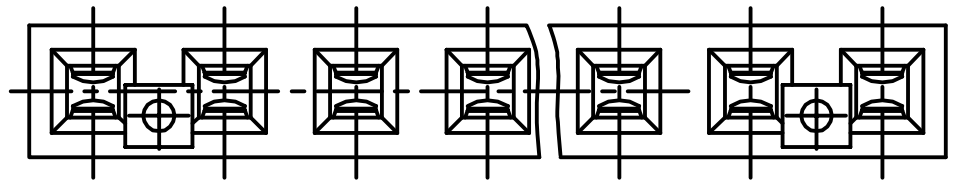

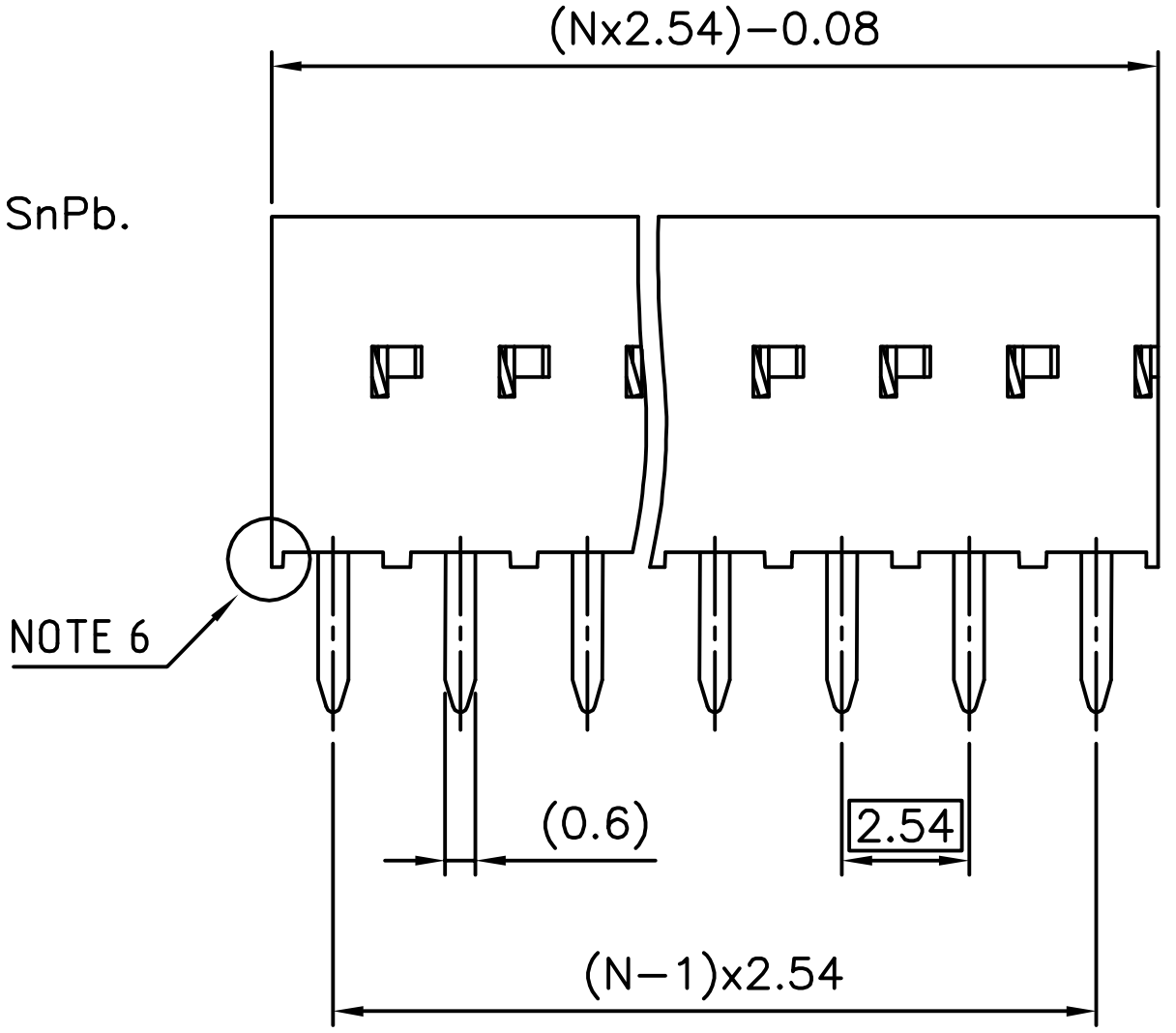

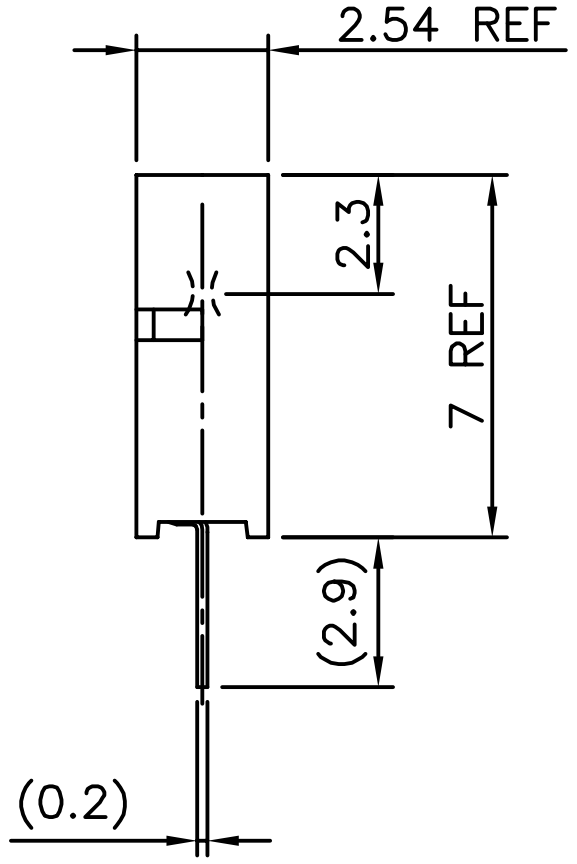

NOTES:
1 - HOUSING MAT'L: THERMOPLASTIC GLASS FILLED
FLAME RETARDANT PER UL 94 V-0
LOW TEMPERATURE: COLOR BLUE
HIGH TEMPERATURE: COLOR GREY.
2 - TERMINAL MATERIAL: PHOSPHOR BRONZE.
3 - 2 UP TO 4 POSITIONS PRODUCT PACKED IN PLASTIC BOX.
5 UP TO 50 POSITIONS PRODUCT PACKED IN TUBE.
4 - TO DETERMINE DIMENSIONS:
N = NUMBER OF POSITIONS
EXAMPLE: 8 POS: (Nx2.54)-0.08=20.24 mm
5 - RoHS COMPATIBLE PRODUCT SPECIFICATIONS

a - PLATING:

- "LF" MEANS THE PRODUCT IS LEAD-FREE,
2μm MINIMUM MATTE TIN OVER 1.27μm
MINIMUM NICKEL UNDERPLATE.

b - MANUFACTURING PROCESS COMPATIBILITY

- THE HOUSING WILL WITHSTAND EXPOSURE TO
260°C ±5°C SOLDER BATH TEMPERATURE FOR
5 SECONDS IN A WAVE SOLDER APPLICATION
WITH A 1.6mm MIN THICK CIRCUIT BOARD.

c - LABELING:

- MEETS PACKAGING SPECS AS PER GS-14-920

d - LEGAL STATEMENT: SEE GS-22-008

6 - END STAND-OFFS FOR 1x2 UP TO 1X5 POS
NO END STAND-OFFS FOR 1x6 UP TO 1x50 POS

mat'l. code				surface	tolerance		projection	product family
SEE NOTES				ISO 1302 √	ISO 406	ISO 1101		DUBOX
ltr	ecn no	dr	date	tolerances unless otherwise specified				title
P	F11-0043	JCO	12.02.22	angles	linear	±0.3	mm	BtB RECEPT. VERT SR TMT
J	F80115	PNZ	98.01.22	±2°			scale 5:1	
K	F10110	GCO	01.01.16	dr	D LEGRAND	04.09.27		dwg no 76341 — sheet 1 of 2 — size A3
L	F03-0284	DLE	03.10.07	engr	P NIZZI	04.09.27		
M	F04-0347	DLE	04.09.27	chr	D LEGRAND	04.09.27		
N	F06-0204	DLE	06.06.20	appd	P NZ	04.09.27		type CUSTOMER Drawing
sheet index	revision	P	B					
	sheet	1	2					

PDM: Rev:P STATUS:Released Printed: Mar 20, 2012

FCIconnect.com

Copyright FCI

form: A3

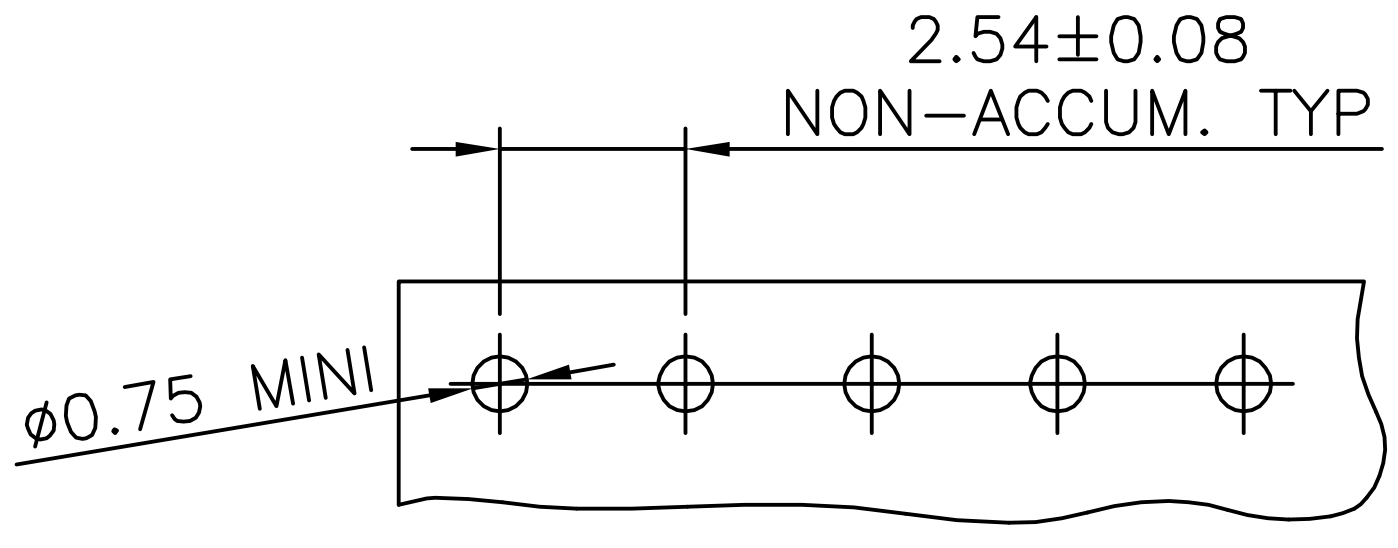

RECOMMENDED HOLE PATTERN

mat'l. code SEE SHEET 1				surface ✓ ISO 1302	tolerance ISO 406 ISO 1101	projection	product family DUBOX
ltr	ecn no	dr	date	tolerances unless otherwise specified			title BtB RECEPT. VERT SR TMT
A	F04–0347	DLE	04.09.27	angles ±2°	linear ±0.3	mm	
B	F06–0204	DLE	06.06.20			scale 5:1	
				dr	D LEGRAND	04.09.27	dwg no 76341
				engr	P NIZZI	04.09.27	sheet 2 of 2
				chr	D LE	04.09.27	size A4
				appd	P NZ	04.09.27	type CUSTOMER Drawing
sheet index	revision sheet						

form: A4

FCIconnect.com

Copyright FCI

PDM: Rev:P

STATUS:Released

Printed: Mar 20, 2012